

Spin-dependent thermoelectric effects in transport through a nanoscopic junction involving a spin impurity

Maciej Misiorny^{1,2,3,*} and Józef Barnaś^{3,4}¹*Peter Grünberg Institut PGI-2, Forschungszentrum Jülich, 52425 Jülich, Germany*²*JARA – Fundamentals of Future Information Technology, 52425 Jülich, Germany*³*Faculty of Physics, Adam Mickiewicz University, 61-614 Poznań, Poland*⁴*Institute of Molecular Physics, Polish Academy of Sciences, 60-179 Poznań, Poland*

(Received 7 April 2014; published 30 June 2014)

Conventional and spin-related thermoelectric effects in transport through a magnetic tunnel junction with a large-spin impurity, such as a magnetic molecule or atom, embedded into the corresponding barrier are studied theoretically in the linear-response regime. The impurity is described by the giant spin Hamiltonian, with both uniaxial and transverse magnetic anisotropy taken into account. Owing to the presence of the transverse component of magnetic anisotropy, the spin of a tunneling electron can be reversed during scattering on the impurity, even in the low-temperature regime. This reversal appears due to the exchange interaction of tunneling electrons with the magnetic impurity. We calculate Seebeck and spin Seebeck coefficients, and analyze their dependence on various parameters of the spin impurity and tunnel junction. In addition, conventional and spin figures of merit as well as the electronic contribution to heat conductance are considered. We also show that pure spin current can be driven by a spin bias applied to the junction with spin impurity, even if no electron transfer between the electrodes can take place. The underlying mechanism employs single-electrode tunneling processes (electrode-spin exchange interaction) and the impurity as an intermediate reservoir of angular momentum.

DOI: [10.1103/PhysRevB.89.235438](https://doi.org/10.1103/PhysRevB.89.235438)

PACS number(s): 72.25.-b, 75.50.Xx, 85.75.-d

I. INTRODUCTION

The potential success of novel spintronic nanoscopic devices relies on a complete understanding of fundamental mechanisms governing the transport of charge, spin, and energy. In fact, the thermoelectric and thermomagnetic effects have been the subject of research in condensed-matter physics for nearly two centuries [1]. However, recently one observes a renaissance of interest in the phenomena based on the interplay of transport of charge, spin, and energy, especially in nanoscopic systems [2–7].

In general, the thermoelectric phenomena in metals, such as the Seebeck or Peltier effects (see Sec. II), stem from the electron-hole asymmetry [1,6]. Whereas the consequences of this fact were well understood for bulk and continuous systems, the experiment of Smith *et al.* [8] demonstrating the thermoelectric effect in a tunnel junction (formed by two metallic electrodes separated by an oxide barrier) proved that this is valid in principle also for mesoscopic systems consisting of discrete subsystems—each of them being in local equilibrium, but not necessarily in equilibrium with other subsystems. The idea was further developed by Johnson and Silsbee [9], who suggested that if at least one of the electrodes is ferromagnetic and the junction is out of thermodynamic equilibrium, not only do thermally stimulated voltages and heat transport arise, but also electrically and thermally induced magnetization currents can appear. Furthermore, they also predicted the reciprocal effects, i.e., “magnetically” stimulated electrical and thermal currents. Independently, a theory of linear electrical and thermal transport between two metallic reservoirs interconnected via ideal leads to an arbitrary disordered system was developed by Sivan and Imry [10].

The interest in thermoelectric properties of nanoscopic systems, however, has been only awakened by first experiments involving quantum dots [11–15], which have been followed by numerous theoretical works covering the limits of both weak [16–25] and strong [26–33] tunnel coupling between the dot and electrodes. An important practical aspect accompanying research on thermoelectric effects is their potential significance for harnessing power dissipated as heat, and thus reducing the loss of energy [34]. In this respect, a prospective candidate as heat-voltage converters seem to be single molecules. Experiments on molecular junctions employing a scanning tunneling microscope (STM) setup and comprising up to a few molecules [35–42] have shown that such systems remain thermoelectrically responsive at temperatures as high as room temperature, and their specific thermoelectric properties can be to some extent tailored by chemical engineering. This, in turn, has also triggered a significant interest in theoretical description of thermoelectric transport through molecular junctions [43–47]. It has been suggested that the efficiency of such devices can be improved due to a violation of the Wiedemann-Franz law occurring as a consequence of the system’s energy quantization and Coulomb interactions [26,29,48–51].

Since electrons—apart from charge—possess also a spin degree of freedom, one should thus expect the interplay between spin and heat currents leading to some interesting thermoelectric phenomena [5]. In general, these can be further distinguished into independent electron and collective effects [6]. The former group comprises effects which can be explained by a model of two independent spin channels, and thus it is limited to systems where the spin-flip diffusion length of conduction electrons is sufficiently long with respect to the system’s length scale. On the other hand, in the case of the effects belonging to the second group, the spin currents are not simply only due to a particle current but they are also

*misiorny@amu.edu.pl

carried by magnon excitations [52–54]. Consequently, unlike the independent electron effects which are limited to metallic systems, the collective thermoelectric effects can arise not only in metallic ferromagnets [55–57], but also in semiconducting ferromagnets [58] or even in insulating magnets [59,60].

The spin-dependent thermoelectric effects, which are the subject of the present paper, have been experimentally studied in a variety of nanoscopic systems, such as magnetic tunnel junctions [6,61–63], nanopillars [64–66], nonlocal spin-valve devices [67,68], as well as multilayered [69,70] and granular [71] systems. Moreover, such effects have also been extensively studied theoretically in magnetic tunnel junctions [72–75], local [76] and nonlocal [77] spin valves, quantum dots [78,79], wires [80], wells [81], or even in single-molecule-magnet junctions [82,83]. Interestingly enough, it has been predicted, for example, that spin-polarized thermoelectric heat currents can reverse the magnetization direction of a ferromagnet [84], which appears due to the spin-transfer torque associated with purely thermal currents. This effect has been later confirmed by experiment [85]. Recently, a thermoelectric equivalent of spin accumulation, i.e., spin heat accumulation, manifested as different effective temperatures for the spin-up and spin-down electrons, has been observed in a nanopillar spin valve [86,87].

In the present paper we focus on spin-dependent thermoelectric effects that can arise in *linear-response* transport through a nanoscopic junction in which an impurity of spin $S > 1/2$ is embedded into a barrier. Unlike in the case considered by Johnson and Silsbee, [9] spins of conduction electrons tunneling through the junction can be reversed owing to scattering on the impurity. Such spin-flip scattering processes lead to exchange of angular momentum between the conduction electrons and the impurity, which in turn allows for the control of spatial orientation of the impurity's spin [88–90].

In the linear-response regime and when no excitations are permitted, the spin exchange processes can result in transitions of the impurity only between degenerate spin states whose angular momentum differs by the quantum of angular momentum \hbar . For a *spin-isotropic* impurity, where all $2S + 1$ spin states are degenerate, this means that all these states can in principle contribute to transport. However, usually a spatial symmetry of a high-spin system is broken by the presence of environment, e.g., as for a magnetic atom placed on a surface [91], which renders the system *spin anisotropic*. If only the *uniaxial* anisotropy exists, the two ground spin states are separated by an energy barrier. At sufficiently low temperatures, i.e., lower than the *zero-field splitting* energy between the ground and first excited doublets—being also the largest excitation energy between two consecutive states, the impurity occupies then only the ground-state spin doublet, and no direct transitions are allowed between the doublet ground states. In consequence, in the linear-response regime only spin-conserving transport processes are possible. The situation changes when the *transverse* magnetic anisotropy is present in the system, as it allows for mixing of states with different S_z numbers. In particular, for a half-integer spin one obtains a ground-state Kramers' doublet, as follows from time-inversion symmetry.

In this paper we consider the situation when no energy excitations of the impurity are admitted. Thus, when the impurity is *anisotropic*, the temperature is limited to the

thermal energies smaller than the impurity excitation energy, and in particular the zero-field splitting energy. Accordingly, only ground-state doublet is involved in the linear-response regime. On the other hand, when the impurity is *isotropic*, then all impurity states are degenerate and all are involved in transport in the linear-response regime. Thus, the above temperature restriction becomes irrelevant, similarly as in the case of a junction with no impurity. In Sec. II we provide some background on thermoelectric phenomena. Description of thermoelectricity in transport through a junction with spin impurity in the barrier is presented in Sec. III. Numerical results and their discussion are given in Sec. IV, which is followed by the section comprising final conclusions (Sec. V).

II. BACKGROUND ON THERMOELECTRIC PHENOMENA

Before introducing the model system to be considered in this paper and calculating the thermoelectric parameters of interest, we find it instructive to present some fundamental concepts regarding the conventional thermoelectricity (for a more detailed discussion see, e.g., Refs. [1,4,92–95]), and then their generalization to the corresponding spin thermoelectric phenomena. For this purpose, let us consider a tunnel junction in which two metallic electrodes (reservoirs of electrons) are separated by a tunnel barrier. First, we consider the case when spin voltage is irrelevant (conventional thermoelectricity), and then we also include the spin voltage (spin thermoelectricity).

A. Conventional thermoelectricity

When a constant *voltage* δV and *thermal* δT bias is maintained across the junction, it results in a stationary net flow of charge and heat [2,8,9,96]. Moreover, since charge and energy are in fact both carried by electrons (we do not consider here energy carried by phonons), the corresponding *charge* I_C and *heat* I_Q currents are related, leading to a variety of thermoelectric effects and relations.

In order to reveal relation between charge and heat transport, let us first focus on the transport of electrons under isothermal conditions, $\delta T = 0$. In such a case, the charge current I_C is driven exclusively by a voltage bias δV , and the relevant transport coefficient is the well-known *electrical conductance* G ,

$$G = \left(\frac{I_C}{\delta V} \right)_{\delta T=0}. \quad (1)$$

However, even though $\delta T = 0$, there is a heat current associated with the electrical current, and this phenomenon is referred to as *the Peltier effect*. The relevant relation between heat I_Q and charge I_C currents is then described by the *Peltier coefficient* Π ,

$$\Pi = \left(\frac{I_Q}{I_C} \right)_{\delta T=0}. \quad (2)$$

Another limiting situation appears when the heat transfer through the system occurs due to thermal bias in the absence of a charge current, $I_C = 0$. The latter condition can be easily

achieved when the system is in an electrically open circuit. The electronic contribution to the *thermal conductance* κ is then defined as

$$\kappa = \left(\frac{I_Q}{\delta T} \right)_{I_C=0}. \quad (3)$$

Although the resultant flow of electrons is now equal to zero, a voltage difference between the two reservoirs appears as a result of thermal gradient. This phenomenon is known as the *Seebeck effect* and is characterized by the *thermopower* (*Seebeck coefficient*) S ,

$$S = - \left(\frac{\delta V}{\delta T} \right)_{I_C=0}. \quad (4)$$

Note that in order to achieve the condition $I_C = 0$ in an electrically closed system, one needs to apply an external voltage compensating the charge current due to the temperature gradient.

Finally, the overall thermoelectric efficiency of a system is described by the so-called *figure of merit* ZT ,

$$ZT = \frac{S^2 G T}{\kappa}, \quad (5)$$

which is a dimensionless quantity expressed in terms of the experimentally measurable coefficients G , κ , and S . Note that κ in Eq. (5) generally includes also the thermal conductance due to phonons, which is not considered here.

B. Spin thermoelectricity

The concepts briefly described above can be further generalized to the transport model based on two nonequivalent spin channels [6]. Let us note first that charge transport in ferromagnetic conductors is generally associated with a spin current. Second, the electrochemical potentials for spin-up and spin-down electrons can be different in the vicinity of an interface between ferromagnetic and nonmagnetic materials (i.e., up to distances of the order of the spin-flip diffusion length) when the rate of electron scattering without spin flip is significantly larger than the spin-flip rate. This appears as spin accumulation at the interface [97,98]. The spin accumulation (spin-dependent electrochemical potentials), in turn, led to the concept of the so-called *spin bias* δV_S . Accordingly, the difference in electrochemical potentials of the two electrodes in the spin- σ channel, δV_σ , can be written as $\delta V_\sigma = \delta V + \eta_\sigma \delta V_S$, with $\eta_{\uparrow(\downarrow)} = \pm 1$. Thus, with the use of electrical and spin bias one can independently control electric and spin currents. Moreover, in certain situations one can drive pure spin current, i.e., spin current which is not associated with any charge current. The occurrence of *spin* currents I_S initiated the concept of *spin* counterparts of the thermoelectric effects discussed above.

Under isothermal conditions both charge I_C and spin I_S currents can be controlled independently by voltage δV and spin bias δV_S . Hence, one can define a generalized conductance

matrix G as [78]

$$G \equiv \begin{pmatrix} G & G^m \\ G_S^m & G_S \end{pmatrix} = \begin{pmatrix} \left(\frac{I_C}{\delta V} \right)_{\substack{\delta T=0 \\ \delta V_S=0}} & \left(\frac{I_C}{\delta V_S} \right)_{\substack{\delta T=0 \\ \delta V=0}} \\ \left(\frac{I_S}{\delta V} \right)_{\substack{\delta T=0 \\ \delta V_S=0}} & \left(\frac{I_S}{\delta V_S} \right)_{\substack{\delta T=0 \\ \delta V=0}} \end{pmatrix}. \quad (6)$$

Furthermore, in addition to the conventional Peltier coefficient Π , one can introduce a *spin Peltier coefficient* Π_S ,

$$\Pi = \left(\frac{I_Q}{I_C} \right)_{\substack{\delta T=0 \\ \delta V_S=0}} \quad \text{and} \quad \Pi_S = \left(\frac{I_Q}{I_S} \right)_{\substack{\delta T=0 \\ \delta V=0}}. \quad (7)$$

The former coefficient describes a heat flow associated with an electrical current in the absence of spin voltage, whereas the latter one represents the heat current associated with a spin current for a zero voltage bias. Note that the definition of the Peltier coefficient Π is equivalent to that given by Eq. (2) providing spin accumulation is disregarded and there is no spin voltage.

The definition of thermal conductivity in Eq. (3) holds also in the present situation, when the additional constraint $\delta V_S = 0$ is imposed,

$$\kappa = \left(\frac{I_Q}{\delta T} \right)_{\substack{I_C=0 \\ \delta V_S=0}}. \quad (8)$$

Interestingly, if spin accumulation can arise in the system, thermal bias can induce not only an electrical voltage δV , but also a spin voltage δV_S . The latter effect is referred to as the *spin Seebeck effect*. Consequently, along with the conventional thermopower S , one can formally define the *spin thermopower* S_S [19],

$$S = - \left(\frac{\delta V}{\delta T} \right)_{\substack{I_C=0 \\ \delta V_S=0}} \quad \text{and} \quad S_S = - \left(\frac{\delta V_S}{\delta T} \right)_{\substack{I_C=0 \\ \delta V=0}}. \quad (9)$$

To complete the discussion of spin-dependent effects, we note that a spin analog of the figure of merit ZT_S , see Eq. (5), can be used to characterize the spin thermoelectric efficiency of a system,

$$ZT_S = \frac{2e}{\hbar} \frac{S_S^2 |G_S| T}{\kappa}, \quad (10)$$

with G_S defined in Eq. (6) and the thermal conductivity κ given by Eq. (8).

When a system is in an open circuit and there are no spin-relaxation processes, then neither charge nor spin current can flow through the system. Thus, one may alternatively define the thermoelectric coefficients for $I_C = 0$ and $I_S = 0$ [78], i.e.,

$$S = - \left(\frac{\delta V}{\delta T} \right)_{\substack{I_C=0 \\ I_S=0}} \quad \text{and} \quad S_S = - \left(\frac{\delta V_S}{\delta T} \right)_{\substack{I_C=0 \\ I_S=0}} \quad (11)$$

for the charge and spin thermopowers, and also

$$\kappa = \left(\frac{I_Q}{\delta T} \right)_{\substack{I_C=0 \\ I_S=0}}. \quad (12)$$

for the heat conductance. Since to have zero spin current one needs to apply a spin voltage, the charge thermopower may be different from that determined from the conventional formula. Note that this difference appears only when spin relaxation is slow. In the following we will use the definitions (9).

III. THERMOELECTRICITY IN A MAGNETIC JUNCTION WITH SPIN IMPURITY

A. Theoretical model

The system to be considered in the following consists of two metallic—generally ferromagnetic—electrodes separated by an insulating barrier. Tunneling of electrons between the electrodes can appear either due to applied voltage (electric or spin one) or due to a thermal bias; see Fig. 1(a). Experimentally, the system can be either a simple planar magnetic tunnel junction or a setup involving an STM tip as one of the electrodes. Additionally, we assume that a magnetic impurity is embedded in the barrier between the electrodes [99–105], which scatters electrons traversing the barrier. The total Hamiltonian of the system \mathcal{H} thus consists of three terms, $\mathcal{H} = \mathcal{H}_{\text{imp}} + \mathcal{H}_{\text{el}} + \mathcal{H}_{\text{T}}$, representing the impurity, electrodes, and electron tunneling processes, respectively.

Here, we focus mainly on magnetic impurities characterized by a large spin number S , $S > 1/2$, whose behavior is dominated by the presence of magnetic anisotropy. In general, basic features of a large-spin magnetic impurity, represented by a spin operator $\mathbf{S} = (S_x, S_y, S_z)$, are captured by the *giant-spin* Hamiltonian [106],

$$\mathcal{H}_{\text{imp}} = -DS_z^2 + \frac{E}{2}(S_+^2 + S_-^2), \quad (13)$$

where the first and second terms denote the *uniaxial* and *transverse* magnetic anisotropy, respectively, with D and E

standing for the corresponding anisotropy constants and $S_{\pm} = S_x \pm iS_y$. Since we are interested here in magnetic impurities capable of information storage, we assume an energy barrier for spin reversal, i.e., $D > 0$. In addition, also the transverse anisotropy constant can be assumed to be positive, $E > 0$, and the two magnetic anisotropy constants satisfy the condition [106] $0 \leq E/D \leq 1/3$. Next, we assume a *half-integer* spin S . Due to the presence of transverse magnetic anisotropy, each of the $2S + 1$ eigenstates $|\chi_m\rangle$ of the impurity Hamiltonian (13), $\mathcal{H}_{\text{imp}}|\chi_m\rangle = E_{\chi_m}|\chi_m\rangle$, is then a linear combination of the eigenstates $|m\rangle$ of the spin operator S_z . Note the notation we use for the eigenstates $|\chi_m\rangle$, with the subscript m corresponding to the S_z component of highest weight in the state $|\chi_m\rangle$, i.e., $\lim_{E \rightarrow 0} |\chi_m\rangle = |m\rangle$. Moreover, the eigenstates $|\chi_m\rangle$ are twofold degenerate (Kramers' doublets) and form two uncoupled sets [107,108] $\{|\chi_{\pm S \mp 2k}\rangle\}_{k=0,1,\dots,S-1/2}$. Thus, any eigenstate $|\chi_m\rangle$, for $m = -S, \dots, S$, can generally be written as

$$|\chi_m\rangle = \sum_{k \in \mathbb{Z}, |m+2k| \leq S} \langle m+2k | \chi_m \rangle |m+2k\rangle, \quad (14)$$

where $\langle m+2k | \chi_m \rangle$ represents the overlap of the state $|m+2k\rangle$ with the eigenstate $|\chi_m\rangle$. In particular, the eigenstates constituting the ground-state Kramers' doublet take the form

$$\begin{aligned} |\chi_{-S}\rangle &= \sum_{k=0}^{S-1/2} \langle -S+2k | \chi_{-S} \rangle | -S+2k \rangle, \\ |\chi_S\rangle &= \sum_{k=0}^{S-1/2} \langle S-2k | \chi_S \rangle | S-2k \rangle, \end{aligned} \quad (15)$$

from which one concludes that the system's spin can be trapped in one of two distinguishable spatial configurations with respect to the z th axis, referred to also as the system's

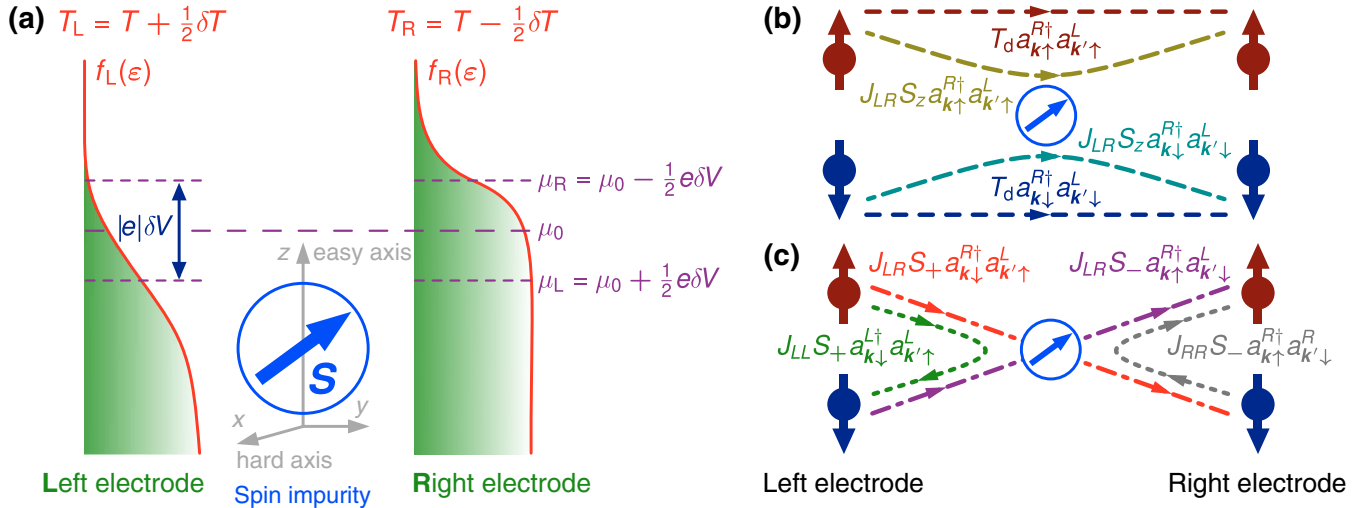


FIG. 1. (Color online) (a) Schematic depiction of the system under consideration. Transport of electrons between the left and right electrodes ($q = L, R$) appears due to an external bias voltage δV (μ_0 is the electrochemical potential at equilibrium), and/or due to the difference δT between electrodes' temperatures T_q . Note that for the sake of clarity we assume here that spin accumulation is absent, and consequently $\delta V_S = 0$. Different temperatures of electrodes are delineated here with the use of the Fermi-Dirac distribution functions $f_q(\epsilon)$, which are smeared out dissimilarly around the electrochemical potentials μ_q of the electrodes. Right panel represents graphically some examples of different possible *spin-conserving* (b) and *spin-flip* (c) electron tunneling processes. In particular, we specify that fine-dashed lines in (b) stand for direct tunneling of electrons between the electrodes, while dotted lines in (c) symbolize single-electrode tunneling processes.

easy axis.¹ In the following, we will use the index m only when necessary to avoid any confusion.

Electrodes are treated as reservoirs of itinerant and noninteracting electrons, and are described by the Hamiltonian

$$\mathcal{H}_{\text{el}} = \sum_{q\mathbf{k}\sigma} \varepsilon_{q\mathbf{k}\sigma} a_{\mathbf{k}\sigma}^{q\dagger} a_{\mathbf{k}\sigma}^q, \quad (16)$$

with $\varepsilon_{q\mathbf{k}\sigma}$ denoting the conduction electron energy in the q th electrode ($q = L$ for the left and $q = R$ for the right electrode, respectively), \mathbf{k} standing for a wave vector, and σ being the electron-spin index. Furthermore, $a_{\mathbf{k}\sigma}^{q\dagger}$ ($a_{\mathbf{k}\sigma}^q$) is the relevant electron creation (annihilation) operator for the q th electrode. Generally, both electrodes are characterized by a *spin-dependent* density of states (DOS), $\sum_{\mathbf{k}} \delta(\varepsilon_{\mathbf{k}\sigma}^q - \omega) = \rho_{\sigma}^q(\omega)$. Importantly, for the problem under discussion DOS of at least one of the electrodes has to be energy dependent and asymmetric around the Fermi level in order to obtain a nonzero thermopower. The magnetic properties of the q th electrode will be described by the corresponding *spin-polarization coefficient*, P_q , defined at the system's Fermi level μ_0 as

$$P_q = \frac{\rho_{\uparrow}^q(\mu_0) - \rho_{\downarrow}^q(\mu_0)}{\rho_{\uparrow}^q(\mu_0) + \rho_{\downarrow}^q(\mu_0)}. \quad (17)$$

Finally, electron tunneling processes between the electrodes are described by the Appelbaum Hamiltonian [88,89,109–112],

$$\mathcal{H}_T = \sum_{q\mathbf{k}\mathbf{k}'\alpha} \left\{ T_d a_{\mathbf{k}\alpha}^{q\dagger} a_{\mathbf{k}'\alpha}^q + \sum_{q'\beta} J_{qq'} \sigma_{\alpha\beta} \cdot \mathbf{S} a_{\mathbf{k}\alpha}^{q\dagger} a_{\mathbf{k}'\beta}^{q'} \right\}. \quad (18)$$

In the equation above \bar{q} should be understood as $\bar{L} \equiv R$ and $\bar{R} \equiv L$. Furthermore, $\boldsymbol{\sigma} = (\sigma_x, \sigma_y, \sigma_z)$ and σ_i ($i = x, y, z$) denote the Pauli matrices. The first term of Eq. (18) represents direct tunneling of electrons between the electrodes, while the second term takes into account the fact that during tunneling an electron can interact magnetically with the impurity either *via* exchange coupling or direct dipolar interactions [103]; see Figs. 1(b) and 1(c). The former processes are then described by the tunneling parameter T_d , whereas the latter ones are described by the exchange parameter $J_{qq'}$, with both parameters assumed to be real, isotropic, and independent of energy and electrodes' spin polarization. It is convenient to introduce the following parametrization for T_d and $J_{qq'}$: $T_d = \alpha_d K$ and $J_{qq'} = v_q v_{q'} J$, with v_q being a dimensionless factor quantifying the coupling between the impurity's spin and the q th electrode, and $J = \alpha_{\text{ex}} K$. Thus, K becomes the key, experimentally relevant parameter [89,112], whereas $\alpha_{\text{ex}}/\alpha_d$ establishes a relationship between the processes of direct electron tunneling and those during which the spin of a tunneling electron can be reversed.

¹Note that for an *integer* spin S the ground state would be split even in the absence of an external magnetic field, and as a symmetric admixture of states $|\pm S\rangle, |\pm S \pm 2\rangle, \dots, |0\rangle$ it would prefer orientation in the plane perpendicular to the system's easy axis.

B. Transport characteristics

In the following we assume weak coupling between the electrodes and the impurity. Charge, spin, and energy transport can be then described within the approach based on the corresponding master equation. Balance of respective flows associated with tunneling of electrons ($e < 0$) out/to each electrode gives the relevant currents in the following form (see also Appendix A for a more explicit form of these expressions):

(i) *charge current* $I_C = (I_C^L - I_C^R)/2$,

$$I_C^q = e \sum_{\mathbf{k}\mathbf{k}'} \sum_{\sigma\sigma'} \sum_{\chi\chi'} \mathcal{P}_{\chi} \{ \mathcal{I}_{|\bar{q}\mathbf{k}\sigma',\chi'\rangle}^{[q\mathbf{k}\sigma,\chi]} - \mathcal{I}_{|q\mathbf{k}\sigma',\chi'\rangle}^{[\bar{q}\mathbf{k}\sigma,\chi]} \}; \quad (19)$$

(ii) *spin current* $I_S = (I_S^L - I_S^R)/2$,

$$I_S^q = \frac{\hbar}{2} \sum_{q'} \sum_{\mathbf{k}\mathbf{k}'} \sum_{\alpha} \sum_{\chi\chi'} \mathcal{P}_{\chi} \{ \mathcal{I}_{|q'\mathbf{k}\alpha,\chi'\rangle}^{[q\mathbf{k}\uparrow,\chi]} - \mathcal{I}_{|q'\mathbf{k}\uparrow,\chi'\rangle}^{[q\mathbf{k}\alpha,\chi]} - [\mathcal{I}_{|q'\mathbf{k}\alpha,\chi'\rangle}^{[q\mathbf{k}\downarrow,\chi]} - \mathcal{I}_{|q'\mathbf{k}\downarrow,\chi'\rangle}^{[q\mathbf{k}\alpha,\chi]}] \}; \quad (20)$$

(iii) *heat current* $I_Q = (I_Q^L - I_Q^R)/2$,

$$I_Q^q = \sum_{q'} \sum_{\mathbf{k}\mathbf{k}'} \sum_{\sigma\sigma'} \sum_{\chi\chi'} \mathcal{P}_{\chi} \{ (\varepsilon_{\mathbf{k}\sigma}^q - \mu_{\sigma}^q) \mathcal{I}_{|q'\mathbf{k}\sigma',\chi'\rangle}^{[q\mathbf{k}\sigma,\chi]} - (\varepsilon_{\mathbf{k}\sigma'}^{q'} + \Delta_{\chi\chi'} - \mu_{\sigma'}^q) \mathcal{I}_{|q'\mathbf{k}\sigma',\chi'\rangle}^{[q'\mathbf{k}\sigma,\chi]} \}, \quad (21)$$

where $\Delta_{\chi\chi'} = \varepsilon_{\chi} - \varepsilon_{\chi'}$ and

$$\mathcal{I}_{|q'\mathbf{k}\sigma',\chi'\rangle}^{[q\mathbf{k}\sigma,\chi]} = W_{|q'\mathbf{k}\sigma',\chi'\rangle}^{[q\mathbf{k}\sigma,\chi]} f_{q\sigma}(\varepsilon_{\mathbf{k}\sigma}^q) [1 - f_{q'\sigma'}(\varepsilon_{\mathbf{k}\sigma'}^{q'})]. \quad (22)$$

In Eqs. (19)–(21), \mathcal{P}_{χ} represents the probability of finding the impurity in the magnetic state $|\chi\rangle$, and $f_{q\sigma}(\varepsilon) = \{1 + \exp[(\varepsilon - \mu_{\sigma}^q)/T_q]\}^{-1}$ is the Fermi-Dirac distribution function for the q th electrode, with T_q denoting the temperature of the electrode expressed in units of energy (i.e., $k_B \equiv 1$). Moreover, the notation for the system's complete state $|q\mathbf{k}\sigma,\chi\rangle \equiv |q\mathbf{k}\sigma\rangle_{\text{el}} \otimes |\chi\rangle_{\text{imp}}$ is used, and the Fermi golden rule transition rates are given by

$$W_{|j\rangle}^{[i]} = \frac{2\pi}{\hbar} |(j|\mathcal{H}_{\text{int}}|i)|^2 \delta(E_j - E_i), \quad (23)$$

where $|i\rangle$ and $|j\rangle$ are the initial and final states, respectively, while E_i and E_j denote the corresponding total energy of the system. If, e.g., $|i\rangle = |q\mathbf{k}\sigma,\chi\rangle$, then $E_i = E_{q\mathbf{k}\sigma,\chi} = \varepsilon_{\mathbf{k}\sigma}^q + \mu_{\sigma}^q + \varepsilon_{\chi}$, with $\varepsilon_{\mathbf{k}\sigma}^q$ being the conduction electron energy measured with respect to the electrochemical potential μ_{σ}^q , $\varepsilon_{\mathbf{k}\sigma}^q \equiv \varepsilon_{\mathbf{k}\sigma} - \mu_{\sigma}^q$, and ε_{χ} standing for the eigenenergy of the impurity in the state $|\chi\rangle$; see Fig. 1(a). Finally, the spin-dependent electrochemical potential of the q th electrode can be written as $\mu_{\sigma}^q = \mu_0 + e\eta_q(\delta V + \eta_{\sigma}\delta V_S)/2$, with $\eta_{L(R)} \equiv \pm 1$ and $\eta_{\uparrow(\downarrow)} = \pm 1$, together with δV and δV_S representing the voltage and spin bias, respectively.

It is worthwhile to note that Eqs. (19) and Eq. (20) are generally valid for arbitrary voltage and thermal bias. In turn, Eq. (21) for the heat current is valid in the limit of $\delta V \rightarrow 0$ and $\delta V_S \rightarrow 0$. Moreover, the energy factor in Eq. (21) corresponds to the energy measured from the spin-dependent electrochemical potential μ_{σ}^q of the q th electrode.² Finally,

²For other possible definitions of a heat current see Sec. 1.3 of Ref. [1] or Sec. 3.9B of Ref. [92].

it should be noticed that Eqs. (20) and (21) involve both single- ($q = q'$) and two-electrode ($q \neq q'$) electron transfer processes. In the case of energy transport, the single-electrode processes contribute only if scattering on the impurity leads to a change in the electron energy.

In order to make use of Eqs. (19)–(21) one also needs to know the probabilities of finding the impurity in a specific magnetic state $|\chi\rangle$, which here are determined from the set of stationary master equations

$$\forall_{\chi} \sum_{\chi'} \sum_{qq'} \{ \mathcal{P}_{\chi'} \gamma_{\chi\chi'}^{qq'} - \mathcal{P}_{\chi} \gamma_{\chi\chi'}^{qq'} \} = 0, \quad (24)$$

with the probability normalization condition $\sum_{\chi} \mathcal{P}_{\chi} = 1$. The golden rule transition rate $\gamma_{\chi\chi'}^{qq'} = \sum_{\mathbf{k}\mathbf{k}'} \sum_{\sigma\sigma'} \mathcal{I}_{|q\mathbf{k}\sigma, \chi\rangle}^{q\mathbf{k}\sigma, \chi'} \rangle$ between two *different* spin states $|\chi\rangle$ and $|\chi'\rangle$ accompanying tunneling of a single electron between the electrodes q and q' is given by

$$\gamma_{\chi\chi'}^{qq'} = \frac{2\pi}{\hbar} K^2 (\alpha_{\text{ex}}^{qq'})^2 \sum_{\sigma\sigma'} \Phi_{\sigma\sigma'}^{(0)qq'}(\Delta_{\chi\chi'}) \{ \delta_{\sigma'\bar{\sigma}} [\delta_{\sigma\downarrow} |S_{\chi'\chi}^-|^2 + \delta_{\sigma\uparrow} |S_{\chi'\chi}^+|^2] + \delta_{\sigma'\sigma} |S_{\chi'\chi}^z|^2 \}, \quad (25)$$

where $\alpha_{\text{ex}}^{qq'} \equiv \alpha_{\text{ex}} v_q v_{q'}$, $S_{\chi'\chi}^k \equiv \langle \chi' | S_k | \chi \rangle$ for $k = z, \pm$, and

$$\Phi_{\sigma\sigma'}^{(n)qq'}(\Delta_{\chi\chi'}) = \int d\omega \rho_{\sigma}^q(\omega) \rho_{\sigma'}^{q'}(\omega + \Delta_{\chi\chi'}) (\omega - \mu_0)^n \times f_{q\sigma}(\omega) [1 - f_{q'\sigma'}(\omega + \Delta_{\chi\chi'})]. \quad (26)$$

We remind that Eqs. (19)–(20) are valid for arbitrary T and also in the nonlinear regime, while Eq. (21) is valid for $\delta V \rightarrow 0$ and $\delta V_S \rightarrow 0$, with no restriction on δT . Below we will linearize these equations with respect to all variables, i.e., with respect to δV , δV_S , and δT . Apart from this, we restrict our considerations to the regime of low T , $T \ll (2S - 1)D$. However, the latter restriction is essential only in the anisotropic case, $D > 0$, and is irrelevant for the isotropic case ($D = E = 0$) and for the case of no impurity in the barrier.

C. Linear-response regime: Kinetic coefficients

In the regime of linear response with respect to the voltage δV , spin voltage δV_S , and thermal bias δT , the formulas for charge (I_C), spin (I_S), and heat (I_Q) currents can be written in the following general form [1,92]:

$$\begin{pmatrix} I_C \\ I_S \\ I_Q \end{pmatrix} = \begin{pmatrix} e^2 \mathcal{L}_{00} & e^2 \mathcal{L}_{01} & e \mathcal{L}_{02}/T \\ e \hbar \mathcal{L}_{10}/2 & e \hbar \mathcal{L}_{11}/2 & \hbar \mathcal{L}_{12}/(2T) \\ e \mathcal{L}_{20} & e \mathcal{L}_{21} & \mathcal{L}_{22}/T \end{pmatrix} \begin{pmatrix} \delta V \\ \delta V_S \\ \delta T \end{pmatrix}, \quad (27)$$

where \mathcal{L}_{nk} are the relevant *kinetic coefficients* that satisfy the Onsager relation [113,114], $\mathcal{L}_{nk} = \mathcal{L}_{kn}$. Interestingly enough, by assuming additionally $T \ll (2S - 1)D$ (for $D > 0$), then only the impurity's ground-state doublet $|\chi_{\pm S}\rangle$ plays a role, as the transitions to excited spin states are energetically forbidden. Nevertheless, due to the transverse magnetic anisotropy, spin-flip scattering processes within this ground doublet are still allowed.

The explicit form of the kinetic coefficients in Eq. (27) can be obtained by linearization of the expressions (19)–(21) for the currents, I_C , I_S , and I_Q (for a detailed derivation see

Appendix B). For convenience, we write these coefficients in the form

$$\mathcal{L} = \begin{pmatrix} \mathcal{L}_{00} & \mathcal{L}_{01} & \mathcal{L}_{02} \\ \mathcal{L}_{10} & \mathcal{L}_{11} & \mathcal{L}_{12} \\ \mathcal{L}_{20} & \mathcal{L}_{21} & \mathcal{L}_{22} \end{pmatrix} \equiv \begin{pmatrix} \mathcal{L}_{00}^{(c)} & \mathcal{L}_{01}^{(s)} & \mathcal{L}_{02}^{(c)} \\ \mathcal{L}_{10}^{(s)} & \mathcal{L}_{11}^{(ss)} & \mathcal{L}_{12}^{(s)} \\ \mathcal{L}_{20}^{(c)} & \mathcal{L}_{21}^{(s)} & \mathcal{L}_{22}^{(c)} \end{pmatrix}, \quad (28)$$

with the elements of the matrix given by

$$\mathcal{L}_{nk}^{(c)} = \sum_{\sigma} \mathcal{L}_{nk}^{\sigma} + \mathcal{L}_{nk, \downarrow\uparrow}^{(c)}, \quad \mathcal{L}_{nk}^{(s)} = \sum_{\sigma} \eta_{\sigma} \mathcal{L}_{nk}^{\sigma} + \mathcal{L}_{nk, \downarrow\uparrow}^{(s)},$$

$$\mathcal{L}_{nk}^{(ss)} = \sum_{\sigma} \mathcal{L}_{nk}^{\sigma} + \mathcal{L}_{\downarrow\uparrow}^{(ss)}, \quad (29)$$

and

$$\mathcal{L}_{nk}^{\sigma} = \frac{\pi}{\hbar} \frac{K^2}{T} \vartheta_1 \sum_{\chi} [\alpha_d + \eta_{\sigma} \alpha_{\text{ex}}^{LR} S_{\chi\chi}^z]^2 \mathcal{F}_{\sigma\sigma}^{(\delta_{n2} + \delta_{k2})LR}, \quad (30)$$

$$\mathcal{L}_{nk, \downarrow\uparrow}^{(c)} = \frac{\pi}{\hbar} \frac{K^2}{T} \left\{ \vartheta_3 (\alpha_{\text{ex}}^{LR})^2 \sum_{\sigma} \mathcal{F}_{\sigma\bar{\sigma}}^{(\delta_{n2} + \delta_{k2})LR} - \vartheta_2 \Omega (\alpha_{\text{ex}}^{LR})^4 \sum_{\sigma\sigma'} \eta_{\sigma} \eta_{\sigma'} \mathcal{F}_{\sigma\bar{\sigma}}^{(\delta_{n2})LR} \mathcal{F}_{\sigma'\bar{\sigma}'}^{(\delta_{k2})LR} \right\}, \quad (31)$$

$$\mathcal{L}_{nk, \downarrow\uparrow}^{(s)} = -\frac{\pi}{\hbar} \frac{K^2}{T} \vartheta_2 \Omega (\alpha_{\text{ex}}^{LR})^2 \times \sum_{q\sigma} \eta_q \eta_{\sigma} (\alpha_{\text{ex}}^{qq'})^2 \mathcal{F}_{\sigma\bar{\sigma}}^{(\delta_{n2} + \delta_{k2})LR} \mathcal{F}_{\uparrow\downarrow}^{(0)qq}, \quad (32)$$

$$\mathcal{L}_{\downarrow\uparrow}^{(ss)} = \frac{\pi}{\hbar} \frac{K^2}{T} \left\{ \vartheta_3 \sum_q (\alpha_{\text{ex}}^{qq'})^2 \mathcal{F}_{\uparrow\downarrow}^{(0)qq} - \vartheta_2 \Omega \sum_{qq'} \eta_q \eta_{q'} (\alpha_{\text{ex}}^{qq'})^2 (\alpha_{\text{ex}}^{q'q'})^2 \mathcal{F}_{\uparrow\downarrow}^{(0)qq} \mathcal{F}_{\uparrow\downarrow}^{(0)q'q'} \right\}, \quad (33)$$

where $\mathcal{F}_{\sigma\sigma'}^{(n)qq'} = T \phi_{\sigma\sigma'}^{(n,0)qq'} = \Phi_{\sigma\sigma'}^{(n)qq'}(0)|_{\text{eq}}$, see Eqs. (26) and (B7), and the subscript “eq” means the quantity to be taken at $\delta V = \delta V_S = \delta T = 0$. Furthermore, in the above equations Ω is defined as

$$\Omega = \left[\sum_{qq'} (\alpha_{\text{ex}}^{qq'})^2 \Phi_{\uparrow\downarrow}^{(0)qq'}(0)|_{\text{eq}} \right]^{-1}, \quad (34)$$

while ϑ_n ($n = 1, 2, 3$) is defined in Table I for isotropic and anisotropic spins. We remind that in the *anisotropic* case ($D \neq 0$ and $E \neq 0$) only the two degenerate states of lowest energy are included in the sums over χ due to the condition $T \ll (2S - 1)D$, whereas in the *isotropic* case ($D = E = 0$) all

TABLE I. Explicit expressions for the auxiliary coefficients ϑ_n , where $\Lambda_{\pm} = |S_{\chi-SXS}^+|^2 \pm |S_{\chi-SXS}^-|^2$.

n	ϑ_n	
	<i>Isotropic</i> spin impurity	<i>Anisotropic</i> spin impurity
1	$\frac{2}{2S+1}$	1
2	$\frac{4}{3}S(S+1)$	$\frac{\Lambda_+^2}{\Lambda_+}$
3	$\frac{4}{3}S(S+1)$	Λ_+

states are taken into account as they all are degenerate and the condition $T \ll (2S - 1)D$ is irrelevant.

The kinetic coefficients consist of two terms; see Eqs. (29). The first term originates from electron tunneling with conserved electron spin, while the second term in each coefficient takes into account tunneling associated with reversal of electron spin (and thus also with a change in magnetic state of the impurity). Note that for an anisotropic spin impurity with vanishing transverse magnetic anisotropy, $E \rightarrow 0$ while $D > 0$, one finds $\mathbb{S}_{\chi-s\chi s}^{\pm} = 0$ and thus only the components $\mathcal{L}_{nk}^{\sigma}$ of the kinetic coefficients in Eqs. (29) survive, whereas the terms given by Eqs. (31)–(33) turn to zero.

To find numerical values of the kinetic coefficients \mathcal{L}_{nk} , we need to calculate all the factors of the type $\mathcal{F}_{\sigma\sigma'}^{(n)qq'}$. The key problem is that this requires evaluation of energy integrals involving DOS of electrodes, which in general can be an arbitrary function of energy. Taking into account the fact that transport properties at low temperature and in the linear-response regime are determined by the electrodes' DOS in the vicinity of the equilibrium electrochemical potential μ_0 , we expand the spin-dependent DOS of the q th electrode into a series,

$$\rho_{\sigma}^q(\omega) = \sum_k \frac{[\rho_{\sigma}^q(\mu_0)]^{(k)}}{k!} (\omega - \mu_0)^k, \quad (35)$$

with

$$[\rho_{\sigma}^q(\mu_0)]^{(k)} = \left. \frac{\partial^k \rho_{\sigma}^q(\omega)}{\partial \omega^k} \right|_{\omega=\mu_0}. \quad (36)$$

This, in turn, allows for calculating the energy integrals in question,

$$\begin{aligned} \mathcal{F}_{\sigma\sigma'}^{(n)qq'} &= \sum_{kl} \frac{[\rho_{\sigma}^q(\mu_0)]^{(k)}}{k!} \frac{[\rho_{\sigma'}^{q'}(\mu_0)]^{(l)}}{l!} \\ &\quad \times \int d\omega (\omega - \mu_0)^{n+k+l} f(\omega) [1 - f(\omega)] \\ &= \sum_{kl} \frac{[\rho_{\sigma}^q(\mu_0)]^{(k)}}{k!} \frac{[\rho_{\sigma'}^{q'}(\mu_0)]^{(l)}}{l!} \Theta_{n+k+l} T^{n+k+l+1}, \end{aligned} \quad (37)$$

where

$$\Theta_n = (-1)^{n/2+1} (1 - 2^{1-n}) (2\pi)^n B_n, \quad (38)$$

and B_n stands for the Bernoulli number. It can be noticed that $\Theta_n = 0$ if n is an odd number, while first several even terms are $\Theta_0 = 1$, $\Theta_2 = \pi^2/3$, $\Theta_4 = 7\pi^4/15$, $\Theta_6 = 31\pi^6/21$, etc.

Having found all the kinetic coefficients, one can calculate the experimentally measurable coefficients discussed in Sec. II, which are directly related to the kinetic coefficients. In particular, Eqs. (1)–(9) can be expressed in terms of the kinetic coefficients \mathcal{L}_{nk} as follows.

(i) Conductances:

$$\begin{aligned} G &= e^2 \mathcal{L}_{00} = G_{\uparrow} + G_{\downarrow} + G_{\downarrow\uparrow}^{(c)}, \\ G^m &= e^2 \mathcal{L}_{01} = G_{\uparrow} - G_{\downarrow} + G_{\downarrow\uparrow}^{(s)}, \\ G_S^m &= \frac{e\hbar}{2} \mathcal{L}_{10} = \frac{\hbar}{2e} [G_{\uparrow} - G_{\downarrow} + G_{\downarrow\uparrow}^{(s)}], \\ G_S &= \frac{e\hbar}{2} \mathcal{L}_{11} = \frac{\hbar}{2e} [G_{\uparrow} + G_{\downarrow} + G_{\downarrow\uparrow}^{(ss)}], \end{aligned} \quad (39)$$

where G^m and G_S^m are related as $G_S^m = (\hbar/2e)G^m$. Above, $G_{\sigma} = e^2 \mathcal{L}_{00}^{\sigma}$ is the electric conductance of the spin- σ channel due to spin conserving electron tunneling between the left and right electrodes, whereas $G_{\downarrow\uparrow}^{(c)} = e^2 \mathcal{L}_{00,\downarrow\uparrow}^{(c)}$ and $G_{\downarrow\uparrow}^{(s/ss)} = e^2 \mathcal{L}_{00,\downarrow\uparrow}^{(s/ss)}$ represent a contribution to conductance stemming from tunneling with spin-flip processes. Note that for the (ss) component we have only single-electrode processes. Such processes modify the spin state of the molecule without transferring any charge across the junction, or in other words, they transfer spin without transferring charge.

(ii) Peltier coefficients: using the notation $\Pi \equiv \Pi_0$ and $\Pi_S \equiv \Pi_1$, one can write

$$\Pi_n = \left[-\frac{1}{|e|} \right]^{\delta_{n0}} \left[\frac{2}{\hbar} \right]^{\delta_{n1}} \frac{\mathcal{L}_{2n}}{\mathcal{L}_{nn}} \quad \text{for } n = 0, 1. \quad (40)$$

(iii) Thermal conductance:

$$\kappa = \frac{1}{T} \left[\mathcal{L}_{22} - \frac{(\mathcal{L}_{02})^2}{\mathcal{L}_{00}} \right]. \quad (41)$$

(iv) Thermopowers: using the notation $\mathcal{S} \equiv \mathcal{S}_0$ and $\mathcal{S}_S \equiv \mathcal{S}_1$, one finds

$$\mathcal{S}_n = -\frac{1}{|e|T} \frac{\mathcal{L}_{n2}}{\mathcal{L}_{nn}} \quad \text{for } n = 0, 1. \quad (42)$$

IV. RESULTS AND DISCUSSION

As already mentioned in the Introduction, thermoelectric effects become revealed when DOS is energy dependent around the Fermi level and there is a particle-hole asymmetry. In the conceptually simplest case assumed here, DOS in one electrode is constant on the energy scale of interest, while the DOS of the other electrode is a linear function of energy. For this reason, the DOS of the left electrode in the vicinity of the Fermi level is assumed to be constant and *spin dependent*,

$$\rho_{\sigma}^L(\omega) \approx \rho_{\sigma}^L(\mu_0) = \frac{\rho^L}{2} [1 + \eta_{\sigma} P_L], \quad (43)$$

whereas the right electrode is assumed to be *nonmagnetic* with the DOS linearly dependent on energy around the Fermi level,

$$\begin{aligned} \rho_{\sigma}^R(\omega) &\approx \rho_{\sigma}^R(\mu_0) + [\rho_{\sigma}^R(\mu_0)]^{(1)} (\omega - \mu_0) \\ &= \frac{\rho^R}{2} [1 + x_R (\omega - \mu_0)], \end{aligned} \quad (44)$$

with $x_R \equiv [\rho^R(\mu_0)]^{(1)}/\rho^R$, where we took into account that $[\rho_{\uparrow}^R(\mu_0)]^{(1)} = [\rho_{\downarrow}^R(\mu_0)]^{(1)} = [\rho^R(\mu_0)]^{(1)}/2$. In the above equations ρ_L and ρ_R denote the total DOS at the Fermi level in the left and right electrodes, respectively. The above approximations correspond to a situation where the left electrode has

a relatively flat DOS around the Fermi level, while the right electrode is characterized by DOS with a steep slope at the Fermi level. Although the coefficient x_R can in general be both positive and negative, the DOS has to be a non-negative function of energy, $\rho_\sigma^R(\omega) \geq 0$. This imposes some restrictions on the energy range where this approximation is applicable. Moreover, since the electrons and holes are distributed around the Fermi level in the energy window of the order of T , this imposes also the following condition on the temperature: $x_R T \ll 1$.

Taking the above into account, one finds

$$\mathcal{F}_{\sigma\sigma'}^{(n)LR} = \frac{1}{4} \rho^R \rho^L [1 + \eta_\sigma P_L] \times \{\Theta_n T^{n+1} + x_R \Theta_{n+1} T^{n+2}\}. \quad (45)$$

Since we have assumed that the right electrode is nonmagnetic, the second spin index in $\mathcal{F}_{\sigma\sigma'}^{(n)LR}$ plays in fact no role, and thus we omit it henceforth,

$$\begin{aligned} \mathcal{F}_\sigma^{(0)LR} &= \frac{1}{4} \rho^L \rho^R [1 + \eta_\sigma P_L] T, \\ \mathcal{F}_\sigma^{(1)LR} &= \frac{\pi^2}{12} \rho^L \rho^R x_R [1 + \eta_\sigma P_L] T^3, \\ \mathcal{F}_\sigma^{(2)LR} &= \frac{\pi^2}{12} \rho^L \rho^R [1 + \eta_\sigma P_L] T^3. \end{aligned} \quad (46)$$

Analogous expressions can be derived for single-electrode \mathcal{F} functions,

$$\begin{aligned} \mathcal{F}_{\uparrow\downarrow}^{(0)LL} &= \frac{(\rho^L)^2}{4} [1 - P_L^2] T, \\ \mathcal{F}_{\uparrow\downarrow}^{(0)RR} &= \frac{(\rho^R)^2}{4} \left[1 + \frac{\pi^2}{3} x_R^2 T^2 \right] T. \end{aligned} \quad (47)$$

In consequence, the above assumptions allow us to write the matrix \mathcal{L} in the form

$$\mathcal{L} = \begin{pmatrix} \mathcal{L}_0 & \mathcal{L}_s & \frac{\pi^2}{3} x_R T^2 \mathcal{L}_0 \\ \mathcal{L}_s & \mathcal{L}_1 & \frac{\pi^2}{3} x_R T^2 \mathcal{L}_s \\ \frac{\pi^2}{3} x_R T^2 \mathcal{L}_0 & \frac{\pi^2}{3} x_R T^2 \mathcal{L}_s & \mathcal{L}_2 \end{pmatrix}, \quad (48)$$

with \mathcal{L}_n (for $n = 0, 1, 2, s$) having the form

$$\mathcal{L}_n = \Gamma \lambda P_L^{\delta_{ns}} \left[\frac{\pi^2}{3} T^2 \right]^{\delta_{n2}} [\mathcal{T}_{sc} + \mathcal{T}_{sf}^{(n)}], \quad (49)$$

where $\Gamma = \pi K^2 \rho^2 / \hbar$ with $\rho \equiv \rho^L$, and $\lambda = \rho^R / \rho^L$. Furthermore,

$$\mathcal{T}_{sc} \equiv (\alpha_d)^2 + \frac{\vartheta_1}{2} (\alpha_{ex}^{LR})^2 \sum_{\chi} (\mathbb{S}_{\chi\chi}^z)^2 \quad (50)$$

represents the *spin-conserving* part of the kinetic coefficients. The first term of \mathcal{T}_{sc} corresponds to the direct tunneling of electrons between the electrodes, whereas the second term accounts for two-electrode tunneling processes during which electrons traversing the barrier interact *via* exchange coupling with the impurity, keeping, however, their spin orientation unchanged. On the other hand, the *spin-flip* part $\mathcal{T}_{sf}^{(n)}$ stands

for all tunneling processes (including both single- and two-electrode ones) in which the spin of an electron becomes reversed due to scattering on the spin impurity,

$$\mathcal{T}_{sf}^{(0)} = (\alpha_{ex}^{LR})^2 \left\{ \frac{\vartheta_3}{2} - \frac{\vartheta_2 P_L^2 (\alpha_{ex}^{LR})^2}{(\tilde{\alpha}_{ex})^2} \right\}, \quad (51)$$

$$\begin{aligned} \mathcal{T}_{sf}^{(1)} &= (\alpha_{ex}^{LR})^2 \frac{\vartheta_3 (\alpha_{ex}^+)^2}{2(\tilde{\alpha}_{ex})^2} \\ &+ \frac{1}{4(\tilde{\alpha}_{ex})^2} \{ \vartheta_3 (\alpha_{ex}^+)^4 - \vartheta_2 (\alpha_{ex}^-)^4 \}, \end{aligned} \quad (52)$$

$$\mathcal{T}_{sf}^{(2)} = (\alpha_{ex}^{LR})^2 \left\{ \frac{\vartheta_3}{2} - \frac{\pi^2}{3} x_R^2 T^2 \frac{\vartheta_2 P_L^2 (\alpha_{ex}^{LR})^2}{(\tilde{\alpha}_{ex})^2} \right\}, \quad (53)$$

$$\mathcal{T}_{sf}^{(s)} = -(\alpha_{ex}^{LR})^2 \frac{\vartheta_2 (\alpha_{ex}^-)^2}{2(\tilde{\alpha}_{ex})^2}, \quad (54)$$

where

$$(\tilde{\alpha}_{ex})^2 = 2(\alpha_{ex}^{LR})^2 + (\alpha_{ex}^+)^2 \quad (55)$$

and

$$(\alpha_{ex}^\pm)^2 = \frac{1}{\lambda} (\alpha_{ex}^{LL})^2 [1 - P_L^2] \pm \lambda (\alpha_{ex}^{RR})^2 \left[1 + \frac{\pi^2}{3} x_R^2 T^2 \right]. \quad (56)$$

When deriving the above formulas, we also took into account that $\Omega = 4/\lambda T \rho^2 (\tilde{\alpha}_{ex})^2$. One can notice that the effective coefficients $(\alpha_{ex}^\pm)^2$ have a clear physical meaning, namely they represent a contribution from single-electrode spin-exchange tunneling processes. In turn, such processes involving two different electrodes (i.e., for electrons traversing the junction) are described by $(\alpha_{ex}^{LR})^2$. Interestingly enough, it can be immediately seen that, unlike other coefficients, $\mathcal{T}_{sf}^{(1)}$ apart from the part corresponding to tunneling of electrons between the left and right electrodes includes also the term originating from single-electrode tunneling processes. The physical notion of this observation will be discussed in detail in further sections.

Employing the above form of the \mathcal{L} matrix, Eq. (48), one obtains the following.

(i) Conductances:

$$\mathbf{G} = \begin{pmatrix} e^2 \mathcal{L}_0 & e^2 \mathcal{L}_s \\ \frac{e\hbar}{2} \mathcal{L}_s & \frac{e\hbar}{2} \mathcal{L}_1 \end{pmatrix}. \quad (57)$$

(ii) Peltier coefficients:

$$\Pi = -\frac{\pi^2}{3|e|} x_R T^2 \quad \text{and} \quad \Pi_S = -\frac{2|e|}{\hbar} \frac{\mathcal{L}_s}{\mathcal{L}_1} \Pi. \quad (58)$$

(iii) Thermal conductance:

$$\kappa = \frac{1}{T} \left[\mathcal{L}_2 - \left(\frac{\pi^2}{3} x_R T^2 \right)^2 \mathcal{L}_0 \right]. \quad (59)$$

(iv) Thermopowers:

$$\mathcal{S} = -\frac{\pi^2}{3|e|} x_R T \quad \text{and} \quad \mathcal{S}_S = \frac{\mathcal{L}_s}{\mathcal{L}_1} \mathcal{S} = \frac{G_S^m}{G_S} \mathcal{S}. \quad (60)$$

(v) Figures of merit:

$$ZT = \frac{\mathcal{L}_0 \left(\frac{\pi^2}{3}\right)^2 x_R^2 T^4}{\mathcal{L}_2 - \mathcal{L}_0 \left(\frac{\pi^2}{3}\right)^2 x_R^2 T^4} \quad (61)$$

and

$$ZT_S = \frac{\mathcal{L}_s^2}{\mathcal{L}_1 \mathcal{L}_0} ZT = -\frac{2|e|}{\hbar} \frac{(G_S^m)^2}{G G_S} ZT. \quad (62)$$

Combining Eqs. (58) and (60), one straightforwardly gets the *Thompson's second relation* [114] and its spin analog, which in general establish a connection between the respective Peltier and Seebeck effects,

$$\Pi = \mathcal{S}T \quad \text{and} \quad \Pi_S = -\frac{2|e|}{\hbar} \mathcal{S}_S T. \quad (63)$$

Since the conventional Peltier coefficient Π and thermopower \mathcal{S} are independent of the specific properties of the spin impurity, such as a spin number and values of uniaxial and transverse magnetic anisotropy constants, in the following discussion we focus exclusively on its spin-dependent counterparts. In addition, because spin-dependent Peltier coefficient Π_S is generally related to a spin-dependent thermopower \mathcal{S}_S via Eq. (63), we focus mainly only the latter one.

A. Absence of magnetic impurity

The above formulas are general in the sense that they apply to anisotropic and isotropic impurities. Before considering these two situations, it is instructive to analyze first the simplest case of a magnetic tunnel junction (MTJ) without spin impurity in the barrier, which essentially corresponds to setting $\alpha_{\text{ex}} = 0$ in the above formulas. In such a case the kinetic coefficients take a simple form,

$$\mathcal{L}_0 = \mathcal{L}_1 = \frac{1}{P_L} \mathcal{L}_s = \frac{3}{\pi^2 T^2} \mathcal{L}_2 = \Gamma \lambda (\alpha_d)^2. \quad (64)$$

Assuming $\alpha_d = 1$, one can write the conductance matrix for MTJ as follows:

$$\mathbf{G}^{\text{MTJ}} = \Gamma \lambda \begin{pmatrix} e^2 & e^2 P_L \\ \frac{e\hbar}{2} P_L & \frac{e\hbar}{2} \end{pmatrix}. \quad (65)$$

Since $\Gamma \lambda = \pi K^2 \rho^L \rho^R / \hbar$, the conductance matrix \mathbf{G}^{MTJ} in the model under consideration is proportional to the product of the DOS at the Fermi level in the two electrodes and to the square of the direct tunneling parameter $T_d \equiv K$. In turn, the thermal conductance is given by

$$\kappa^{\text{MTJ}} = \frac{\pi^2}{3} \Gamma \lambda T \left[1 - \frac{\pi^2}{3} x_R^2 T^2 \right] = L_0 G^{\text{MTJ}} T [1 + |e| x_R \Pi], \quad (66)$$

where the first term represents the Wiedemann-Franz (WF) law that relates the thermal and electrical conductances as $\kappa = L_0 G T$, with $L_0 = \pi^2 / (3e^2)$ being the Lorentz number (recall that in this paper we set $k_B \equiv 1$). The WF law applies for instance to transport in Fermi-liquid bulk metals, but it generally breaks down in nanoscopic systems [51,115], though it can be recovered in the situation when the system reaches an effective Fermi-liquid state, e.g., as in strongly correlated

quantum dots when the Kondo effect occurs [26,29,116]. Due to the presence of the second term in Eq. (66), the WF law in the current situation is generally violated. However, this deviation is rather small in the applicability range of the model, $x_R T \ll 1$.

As mentioned above, the thermopower \mathcal{S} is independent of the presence of the impurity, and is given by the formula (60). It is also worth noting that the formula for thermopower \mathcal{S}^{MTJ} , Eq. (60), obeys Mott's formula [10,117]

$$\mathcal{S}^{\text{MTJ}} = -|e| L_0 T \left. \frac{\partial \ln G(\omega)}{\partial \omega} \right|_{\omega=\mu_0}, \quad (67)$$

which can be checked by inserting $G(\omega) = (e^2 \pi K^2 / \hbar) \sum_{\sigma} \rho_{\sigma}^L(\omega) \rho_{\sigma}^R(\omega)$ into Eq. (67), with $\rho_{\sigma}^{L/R}(\omega)$ given by Eqs. (43) and (44). Next, with the use of Eq. (64), one finds the spin thermopower

$$\mathcal{S}_S^{\text{MTJ}} = P_L \mathcal{S}^{\text{MTJ}}, \quad (68)$$

with \mathcal{S}^{MTJ} given by Eq. (60), and the figures of merit

$$ZT^{\text{MTJ}} = \frac{\frac{\pi^2}{3} x_R^2 T^2}{1 - \frac{\pi^2}{3} x_R^2 T^2} \quad \text{and} \quad ZT_S^{\text{MTJ}} = P_L^2 ZT^{\text{MTJ}}. \quad (69)$$

As one can easily note, the parameter playing a major role in the formulas above is x_R describing the linear term in the Taylor expansion of DOS in the right electrode, Eq. (44). Employing the expression for a thermopower \mathcal{S} , Eq. (60), the order of magnitude for x_R can be deduced from available experimental works on thermoelectric transport in magnetic tunnel junctions and molecular junctions. Recent experiments on the MgO- [62,64,118–120] and Al₂O₃-based [61,63] junctions show that at room temperature $|\mathcal{S}|$ can vary between a few tens of $\mu\text{V/K}$ and several mV/K [63,119], with typical values oscillating around 50–200 $\mu\text{V/K}$. These agree with theoretical values found from analytical considerations for magnon-assisted tunneling [73] and those obtained from *ab initio* studies [121]. On the other hand, in molecular junctions with a single fullerene molecule (i.e., C₆₀, PCBM or C₇₀) [41,42] or an aromatic molecule [35–40] embedded, \mathcal{S} has been observed not to exceed usually 30 $\mu\text{V/K}$ at room temperature. Interestingly enough, theoretical predictions [45,46] for some molecules from the latter group suggest that by tuning a chemical potential one can reach $|\mathcal{S}|$ as large as 150 $\mu\text{V/K}$. Consequently, assuming a typical value of $|\mathcal{S}|$ at room temperature to be of the order of 100 $\mu\text{V/K}$, we find $|x_R| \sim 10 \text{ eV}^{-1}$.

In Fig. 2 we present the thermal conductance κ^{MTJ} , thermopower \mathcal{S}^{MTJ} , and figure of merit ZT^{MTJ} as a function of $x_R T$ (effectively as a function of temperature) for several values of the parameter x_R . From the corresponding formulas follows that the dependence on $x_R T$ is roughly linear in the temperature range where the description is valid, $x_R T \ll 1$. Moreover, this dependence is independent on x_R for thermopower and figure of merit, as follows from the corresponding analytical formula, and is also clearly seen in Figs. 2(b) and 2(c). The situation is different for the thermal conductance, where different values of the parameter x_R correspond to different curves, as can be clearly seen in Fig. 2(a). This is due to the prefactor T in Eq. (66). Note that the spin thermopower $\mathcal{S}_S^{\text{MTJ}}$ is now proportional to \mathcal{S}^{MTJ} ; see Eq. (68).

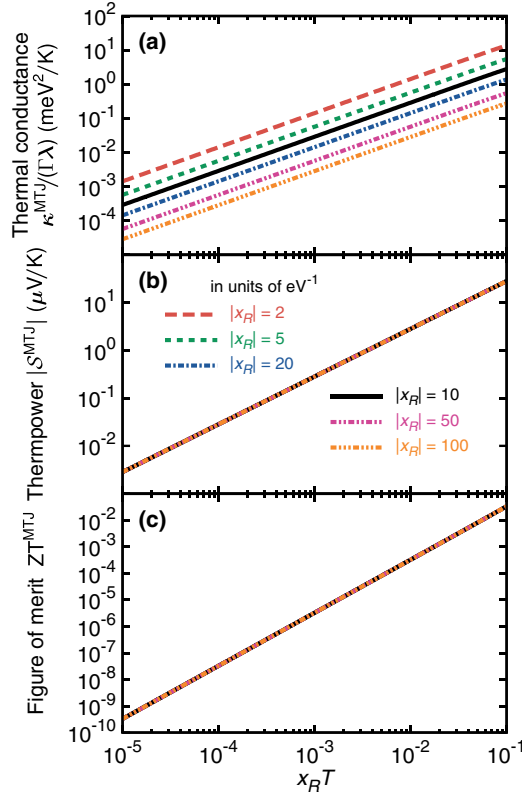


FIG. 2. (Color online) Dependence of the thermal conductance κ^{MTJ} , thermopower S^{MTJ} , and figure of merit ZT^{MTJ} on $x_R T$ (effectively on temperature) for a junction without a magnetic impurity, shown for several values of the parameter x_R which describes the linear term in the Taylor expansion of the right electrode's DOS around the Fermi level. The spin thermopower S_s^{MTJ} is now proportional to S^{MTJ} .

B. Magnetic impurity with spin S

Let us now turn to the situation with the spin impurity in the barrier. Transport properties of the system depend then on a number of parameters, including the asymmetry of the coupling between the impurity and electrodes, quantified in the following by $v_{\text{as}} \equiv v_R/v_L$ and the ratio $\lambda = \rho^R/\rho^L$ of the electrodes' DOS at the Fermi level. In order to facilitate the discussion, we introduce an additional auxiliary parameter \mathcal{A} , defined as

$$\mathcal{A} = \lambda v_{\text{as}}^2, \quad (70)$$

which describes an *effective asymmetry* of the junction containing a spin impurity.

The conductance matrix \mathbf{G} , see Eq. (57), can be formally separated into two parts as $\mathbf{G} = \mathbf{G}_{\text{sc}} + \mathbf{G}_{\text{sf}}$. The first term expressed in terms of the asymmetry parameters has the form

$$\begin{aligned} \mathbf{G}_{\text{sc}} &= \mathcal{T}_{\text{sc}} \mathbf{G}^{\text{MTJ}} \\ &= \Gamma \left\{ \lambda + \frac{\vartheta_1}{2} \alpha_{\text{ex}}^2 v_L^4 \mathcal{A} \sum_{\chi} (S_{\chi\chi}^z)^2 \right\} \begin{pmatrix} e^2 & e^2 P_L \\ \frac{e\hbar}{2} P_L & \frac{e\hbar}{2} \end{pmatrix} \end{aligned} \quad (71)$$

and represents the contribution from spin-conserving electron tunneling processes, with \mathbf{G}^{MTJ} given by Eq. (65). The second

term, in turn, takes the form

$$\mathbf{G}_{\text{sf}} = \Gamma \alpha_{\text{ex}}^2 v_L^4 \begin{pmatrix} e^2 \tilde{\mathcal{T}}_{\text{sf}}^{(0)} & e^2 P_L \tilde{\mathcal{T}}_{\text{sf}}^{(s)} \\ \frac{e\hbar}{2} P_L \tilde{\mathcal{T}}_{\text{sf}}^{(s)} & \frac{e\hbar}{2} \tilde{\mathcal{T}}_{\text{sf}}^{(1)} \end{pmatrix} \quad (72)$$

and is the contribution to the conductance which stems from spin-flip scattering of electrons on the spin impurity, with

$$\tilde{\mathcal{T}}_{\text{sf}}^{(0)} = \frac{\vartheta_3}{2} \mathcal{A} - \vartheta_2 \frac{\mathcal{A}^2 P_L^2}{\mathcal{A}[\mathcal{A} + 2] + [1 - P_L^2]}, \quad (73)$$

$$\begin{aligned} \tilde{\mathcal{T}}_{\text{sf}}^{(1)} &= \frac{\vartheta_3}{2} \mathcal{A} \frac{\mathcal{A}^2 + [1 - P_L^2]}{\mathcal{A}[\mathcal{A} + 2] + [1 - P_L^2]} \\ &+ \frac{1}{4} [\vartheta_3 - \vartheta_2] \frac{\mathcal{A}^4 + [1 - P_L^2]^2}{\mathcal{A}[\mathcal{A} + 2] + [1 - P_L^2]} \\ &+ \frac{1}{2} [\vartheta_3 + \vartheta_2] \frac{\mathcal{A}^2 [1 - P_L^2]}{\mathcal{A}[\mathcal{A} + 2] + [1 - P_L^2]}, \end{aligned} \quad (74)$$

$$\tilde{\mathcal{T}}_{\text{sf}}^{(s)} = \frac{\vartheta_2}{2} \mathcal{A} \frac{\mathcal{A}^2 - [1 - P_L^2]}{\mathcal{A}[\mathcal{A} + 2] + [1 - P_L^2]}. \quad (75)$$

In general, the processes of spin-flip scattering on the impurity correspond to opening new channels for transport through the junction. In the case of the spin-conserving scattering processes all the $2S + 1$ channels become available for an *isotropic* spin impurity, and each impurity state $|\chi\rangle$ gives a positive contribution to the conductance, $(\vartheta_1/2)(\alpha_{\text{ex}}^2 v_L^4 \mathcal{A})(S_{\chi\chi}^z)^2 \geq 0$. For an *anisotropic* impurity, in turn, only two channels contribute to the conductance (recall the assumption discussed above). The situation is more complicated for spin-flip scattering processes; see Eqs. (73)–(75), which lead to mixing of spin channels.

The thermal conductance, in turn, is given by the following formula:

$$\frac{\kappa}{\kappa^{\text{MTJ}}} = 1 + \alpha_{\text{ex}}^2 v_L^4 v_{\text{as}}^2 \left\{ \frac{\vartheta_1}{2} \sum_{\chi} (S_{\chi\chi}^z)^2 + \frac{\vartheta_3}{2} \right\}. \quad (76)$$

Finally, the thermopower S is given by Eq. (60), while the figure of merit can be written as

$$\begin{aligned} \frac{ZT}{ZT^{\text{MTJ}}} &= 1 - \frac{2\alpha_{\text{ex}}^2 v_L^4}{2\lambda \mathcal{T}_{\text{sc}} + \vartheta_3 \alpha_{\text{ex}}^2 v_L^4 \mathcal{A}} \\ &\times \frac{\vartheta_2 \mathcal{A}^2 P_L^2}{\mathcal{A}[\mathcal{A} + 2] + [1 - P_L^2]}. \end{aligned} \quad (77)$$

The spin thermopower S_s , Eq. (60), is determined by S and the ratio G_s^{m}/G_s , while the spin figure of merit ZT_s , Eq. (62), depends on ZT and the ratio $(G_s^{\text{m}})^2/(G G_s)$. Both, S_s and ZT_s can be expressed in terms of the asymmetry parameter \mathcal{A} , but the corresponding formulas are cumbersome and will not be presented here.

In the following we distinguish between the case of *isotropic* ($D = E = 0$) and *anisotropic* ($D \neq 0$ and $E \neq 0$) spin impurity, and we begin the discussion with the former case.

1. The isotropic case ($D = E = 0$)

For an isotropic spin impurity, $D = E = 0$, the above formulas can be further simplified. Taking into account the explicit form of the parameters ϑ_n (see Table I), one obtains

$$\tilde{\mathcal{T}}_{\text{sf}}^{(0)} = \tilde{\mathcal{T}}_{\text{sf}}^{(1)} = \frac{2}{3}S(S+1)\mathcal{A} \frac{\mathcal{A}^2 + [1 + 2\mathcal{A}][1 - P_L^2]}{\mathcal{A}[\mathcal{A} + 2] + [1 - P_L^2]}, \quad (78)$$

$$\tilde{\mathcal{T}}_{\text{sf}}^{(s)} = \frac{2}{3}S(S+1)\mathcal{A} \frac{\mathcal{A}^2 - [1 - P_L^2]}{\mathcal{A}[\mathcal{A} + 2] + [1 - P_L^2]}. \quad (79)$$

Let us consider first the situation of a fully *symmetric* junction, i.e., when $\lambda = 1$ (the symmetry with respect to DOS, $\rho^L = \rho^R$) and $\nu_{\text{as}} = 1$ (the symmetry with respect to the coupling between the impurity and electrodes, $\nu_L = \nu_R = 1$), which corresponds to $\mathcal{A} = 1$. The above formulas reduce then to the following ones:

$$\tilde{\mathcal{T}}_{\text{sf}}^{(0)} = \tilde{\mathcal{T}}_{\text{sf}}^{(1)} = \frac{2}{3}S(S+1) \frac{4 - 3P_L^2}{4 - P_L^2}, \quad (80)$$

$$\tilde{\mathcal{T}}_{\text{sf}}^{(s)} = \frac{2}{3}S(S+1) \frac{P_L^2}{4 - P_L^2}, \quad (81)$$

so that the conductance matrix takes the form

$$\mathbf{G} = \Gamma \left\{ 1 + \frac{1}{3}S(S+1)\alpha_{\text{ex}}^2 \right\} \begin{pmatrix} e^2 & e^2 P_L \\ \frac{e\hbar}{2} P_L & \frac{e\hbar}{2} \end{pmatrix} + \frac{2}{3}\Gamma S(S+1)\alpha_{\text{ex}}^2 \begin{pmatrix} e^2 \frac{4 - 3P_L^2}{4 - P_L^2} & e^2 \frac{P_L^2}{4 - P_L^2} \\ \frac{e\hbar}{2} \frac{P_L^2}{4 - P_L^2} & \frac{e\hbar}{2} \frac{4 - 3P_L^2}{4 - P_L^2} \end{pmatrix}. \quad (82)$$

Here, the first and second terms represent the spin-conserving and spin-flip parts of the conductance, respectively. In turn, the heat conductance can be written as

$$\frac{\kappa}{\kappa_{\text{MTJ}}} = 1 + S(S+1)\alpha_{\text{ex}}^2. \quad (83)$$

The formulas above have been used to get some numerical results to be discussed below. In the case of spin thermopower and spin figure of merit, on the other hand, to obtain the numerical results we used the general expressions (60)–(62).

The corresponding results for a *symmetric* junction, $\mathcal{A} = 1$ with $\lambda = \nu_{\text{as}} = 1$, are shown in Fig. 3, where all the elements of the conductance matrix \mathbf{G} , electronic contribution to the heat conductance κ , spin thermopower \mathcal{S}_S , and figures of merit ZT and ZT_S , normalized to the corresponding quantities for MTJ without impurity, are shown as a function of the spin number S for indicated values of the polarization factor P_L . Note that the electrical conductance G is proportional to the spin conductance G_S , and the nondiagonal conductance G^m is proportional to G_S^m . For the lowest value of S , i.e., $S = 1/2$, the contributions from direct tunneling and exchange terms are comparable and the total conductances are rather small. The role of exchange term in the tunneling Hamiltonian increases with increasing S and the conductances grow as $\sim S^2$ with increasing S . This behavior is clear as the tunneling probability with exchange interaction between the electron and impurity is effectively proportional to S^2 ; see the tunneling Hamiltonian

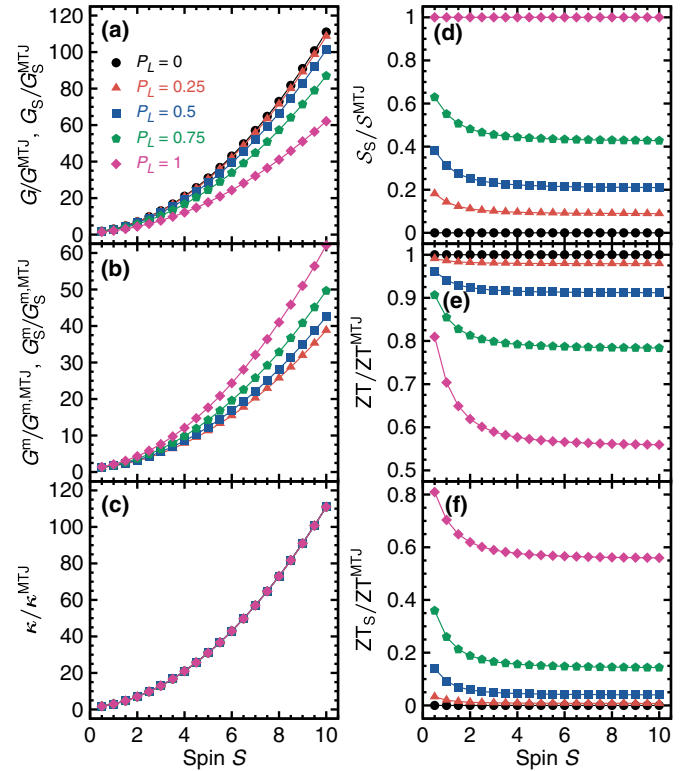


FIG. 3. (Color online) Diagonal (a) and nondiagonal (b) elements of the conductance matrix \mathbf{G} , electronic contribution to the heat conductance κ (c), spin thermopower \mathcal{S}_S (d), figure of merit ZT (e), and spin figure of merit ZT_S (f) shown as functions of the impurity spin number S for several values of the left electrode's spin-polarization parameter P_L . Note that the points correspond to spin numbers while the lines serve merely as a guide for eyes. Remaining parameters: $T = 1$ K, $x_R = 10$ eV $^{-1}$, $\alpha_d = \alpha_{\text{ex}} = 1$, $\lambda = 1$, and $\nu_L = \nu_R = 1$, so that $\mathcal{A} = 1$ (i.e., the junction is fully *symmetric* with respect to DOS and exchange coupling).

given by Eq. (18). Worth noting is that the nondiagonal conductances (G^m and G_S^m) achieve their maximal values for $P_L = 1$, while the diagonal ones (G and G_S) for $P_L = 0$, as one might expect. Additionally, if the left electrode is nonmagnetic ($P_L = 0$) the nondiagonal components of the conductance matrix \mathbf{G} vanish.

Unlike the electric conductance G , the electronic contribution to the heat conductance κ , shown in Fig. 3(c), is independent of the polarization P_L , though it grows with S similarly as G does. By contrast, the spin thermopower and both figures of merit are decreased in comparison to the corresponding values for MTJ without the impurity. However, the reduction in the values of \mathcal{S}_S and ZT_S is inversely proportional to the spin polarization of the left electrode, i.e., for $P_L \rightarrow 0$ one obtains $\mathcal{S}_S/\mathcal{S}_S^{\text{MTJ}} \rightarrow 0$ and $ZT_S/ZT_S^{\text{MTJ}} \rightarrow 0$, whereas the conventional (charge) figure of merit ZT is generally diminished as P_L grows. Interestingly, the spin thermopower becomes reduced with increasing spin number S , which appears due to enhanced spin mixing by spin-flip transmission processes. The corresponding spin figure of merit becomes also suppressed with increasing spin number.

Let us now look in more detail at the case of an *asymmetric* junction, $\mathcal{A} \neq 1$. Figure 4 presents the relative conductance

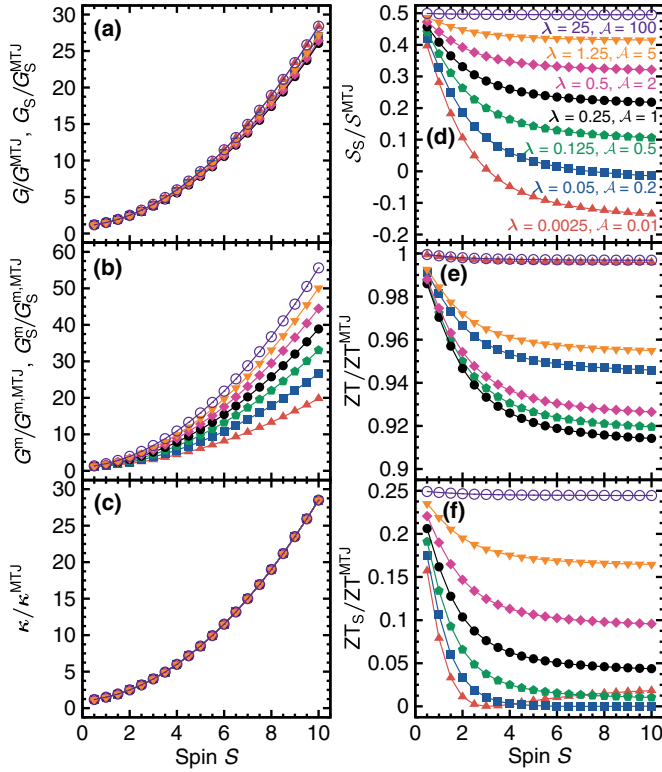


FIG. 4. (Color online) Analogous to Fig. 3, but now the quantities under consideration are presented for different values of the parameter λ describing the asymmetry of DOS at the Fermi level on opposite sides of the junction. In addition, we assume that the spin impurity is more coupled to the right electrode, i.e., $2v_L = v_R = 1$, so that the effective asymmetry parameter \mathcal{A} is related to λ as $\mathcal{A} = 4\lambda$. Except $P_L = 0.5$, all other parameters are as in Fig. 3.

matrix elements, heat conductance, spin thermopower, and figures of merit as a function of spin number S , similarly as in Fig. 3 but for different values of the parameters describing the junction asymmetry. First of all, one can immediately notice that the relative diagonal conductances, i.e., charge (G/G^{MTJ}) and spin (G_S/G_S^{MTJ}) ones shown in Fig. 4(a), are only weakly affected by the change in asymmetry parameters assumed in Fig. 4. This dependence is much more pronounced for relative nondiagonal elements of the conductance matrix in Fig. 4(b), also cf. Eqs. (78) and (79), where a significant asymmetry of the junction leads to an increase of the relevant components of \mathbf{G} . Apart from this, the variation of all the conductances with the spin number S resembles that observed earlier in Fig. 3, so it will not be discussed here. On the other hand, according to Eq. (76) and Fig. 4(c), the relative heat conductance is independent of the asymmetry parameter \mathcal{A} . However, one should bear in mind that κ^{MTJ} as well as elements of the conductance matrix \mathbf{G}^{MTJ} are actually sensitive to the asymmetry of the electrodes' DOS at the Fermi level characterized by λ ; see Eqs. (66) and (65).

The relative spin thermopower, shown in Fig. 4(d), depends remarkably on the asymmetry parameters: whereas in the limit of *large* \mathcal{A} [i.e., $\mathcal{A} \gg 1$; see open circles in Fig. 4(d)] $S_S/S_S^{\text{MTJ}} \approx \text{const}$, regardless of the value of spin number S , for *small* \mathcal{A} [i.e., $0 < \mathcal{A} \ll 1$, triangles in Fig. 4(d)] S_S

significantly varies with S and it can even change its sign. Employing Eq. (60) one derives

$$\frac{S_S}{S_S^{\text{MTJ}}} = \frac{G_S^{\text{m}}}{G_S} = P_L \frac{\mathcal{X}_{\text{sc}} + \frac{\mathcal{A}^2 - [1 - P_L^2]}{\mathcal{A}[\mathcal{A} + 2] + [1 - P_L^2]}}{\mathcal{X}_{\text{sc}} + \frac{\mathcal{A}^2 + [1 + 2\mathcal{A}][1 - P_L^2]}{\mathcal{A}[\mathcal{A} + 2] + [1 - P_L^2]}}, \quad (84)$$

where the coefficient \mathcal{X}_{sc} is given by

$$\mathcal{X}_{\text{sc}} = \frac{3\lambda + S(S+1)\alpha_{\text{ex}}^2 v_L^4 \mathcal{A}}{2S(S+1)\alpha_{\text{ex}}^2 v_L^4 \mathcal{A}}. \quad (85)$$

Since when plotting Fig. 4 we assumed that the parameter v_{as} , describing the asymmetry of coupling between the impurity and electrodes, is kept constant, it means that \mathcal{A} can in fact be identified with λ . As a result, the disparate behavior of the spin thermopower can be understood on the basis of the inequality of ρ^L and ρ^R . It is clear from Eqs. (71)–(75) that whereas the spin-conserving parts of spin conductances depend on the DOSs of electrodes in a straightforward way, $G_{S,\text{sc}}^{\text{m}} = P_L G_{S,\text{sc}} \propto \rho^L \rho^R$, its spin-flip counterparts exhibit a nontrivial dependence on these two parameters. Because $S_S \propto G_S^{\text{m}}/G_S$ [note that S_S^{MTJ} is only proportional to $x_R(\rho^R)$], its sensitivity to variations of the ratio ρ^R/ρ^L therefore originates from the spin-flip electron transport; see Eq. (84). In particular, for *large* \mathcal{A} corresponding to $\rho^R \gg \rho^L$, one gets

$$\frac{G_{S,\text{sf}}^{\text{m}}}{G_S^{\text{MTJ}}} = P_L \frac{G_{S,\text{sf}}}{G_S^{\text{MTJ}}} = \frac{2}{3} P_L S(S+1) \alpha_{\text{ex}}^2 v_L^4 v_{\text{as}}^2, \quad (86)$$

while for *small* \mathcal{A} corresponding to $\rho^R \ll \rho^L$,

$$\frac{G_{S,\text{sf}}^{\text{m}}}{G_S^{\text{MTJ}}} = -P_L \frac{G_{S,\text{sf}}}{G_S^{\text{MTJ}}} = -\frac{2}{3} P_L S(S+1) \alpha_{\text{ex}}^2 v_L^4 v_{\text{as}}^2, \quad (87)$$

so that in the limit of very large S the following approximate expression for the spin thermopower is found:

$$\lim_{\text{large } \mathcal{A}} S_S/S_S^{\text{MTJ}} = P_L, \quad (88)$$

$$\lim_{\text{small } \mathcal{A}} S_S/S_S^{\text{MTJ}} = -\frac{1}{3} P_L.$$

Interestingly, one finds $S_S = 0$ when $G_S^{\text{m}} = 0$, which means that the vanishing of the spin thermopower in Fig. 4(d) occurs for parameters precluding the flow of spin current when an electric bias is applied, i.e., the corresponding electric current is not spin polarized.

In order to complete the above discussion of how the asymmetry of the junction with a magnetic impurity affects its thermoelectric properties, we show in Fig. 5 the dependence of relevant thermoelectric coefficients on both the asymmetry parameters λ and v_{as} . The white dashed lines signify there the case of $\mathcal{A} = 1$, separating the regions of *large* \mathcal{A} ($\mathcal{A} > 1$) and *small* \mathcal{A} ($\mathcal{A} < 1$). One can note that the conventional figure of merit ZT departs from the corresponding value ZT^{MTJ} for an empty junction only when \mathcal{A} only slightly differs from 1.

2. The anisotropic case ($D \neq 0$ and $E \neq 0$)

Let us now consider the general case of anisotropic magnetic impurity, $D \neq 0$ and $E \neq 0$. Owing to the transverse anisotropy, electrons tunneling through the barrier can reverse its spin orientation in the linear-response and low-temperature

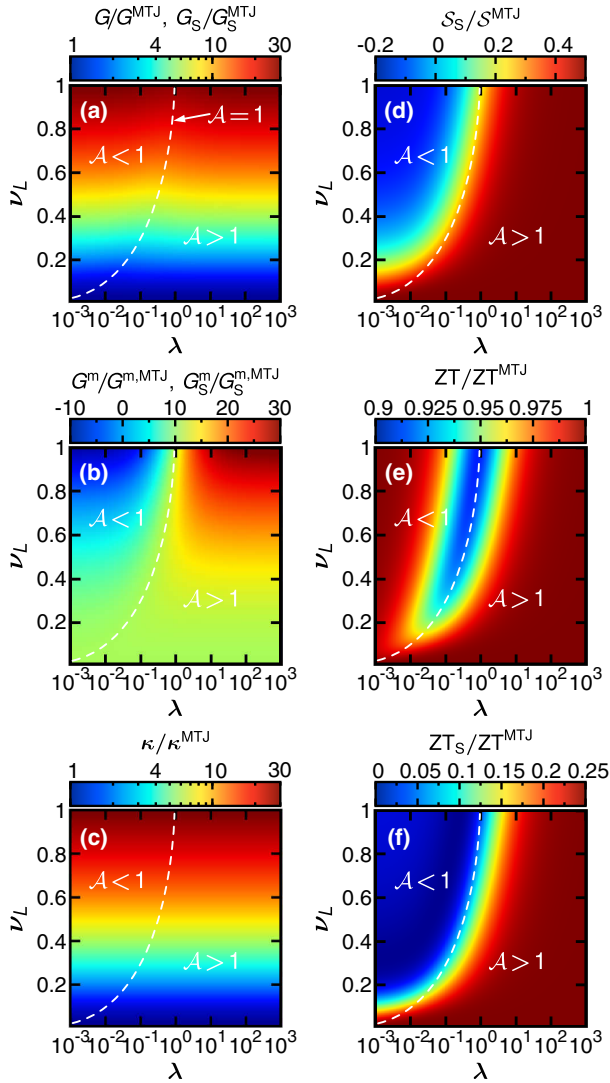


FIG. 5. (Color online) Analogous to Fig. 4, but now the quantities under consideration are plotted as a function of the effective asymmetry parameter \mathcal{A} . This is achieved by varying parameters λ and ν_{as} (to be precise, we change ν_L while keeping $\nu_R = 1$). The white dashed line represents $\mathcal{A} = 1$. Note that the case of a fully symmetric junction, i.e., for $\mathcal{A} = 1$ with $\lambda = \nu_{\text{as}} = 1$, corresponds in each plot to the point with coordinates $(\lambda = 1, \nu_L = 1)$. Except for $P_L = 0.5$ and $S = 5$, all parameters as in Fig. 4.

regimes, as we have already mentioned above. We recall that for the anisotropic case we assume that only the states of the ground doublet $|\chi_{\pm S}\rangle$ participate in transport, which basically means that results of this section apply for $T \ll (2S - 1)D$. The corresponding numerical results for the conductance matrix elements, heat conductance, spin thermopower, and both figures of merit are presented in Fig. 6 for a representative value of the uniaxial anisotropy constant D and several indicated values of the transverse anisotropy E . For comparison, we also show there the corresponding results for the case of $D = E = 0$. Since the matrix elements $|S_{\chi_{\pm S} \chi_{\pm S}}^{\pm}|$ and accordingly the coefficients ϑ_n for $n = 2, 3$ (see Table I) are usually small, the diagonal and nondiagonal conductances as well as the heat conductance are almost independent

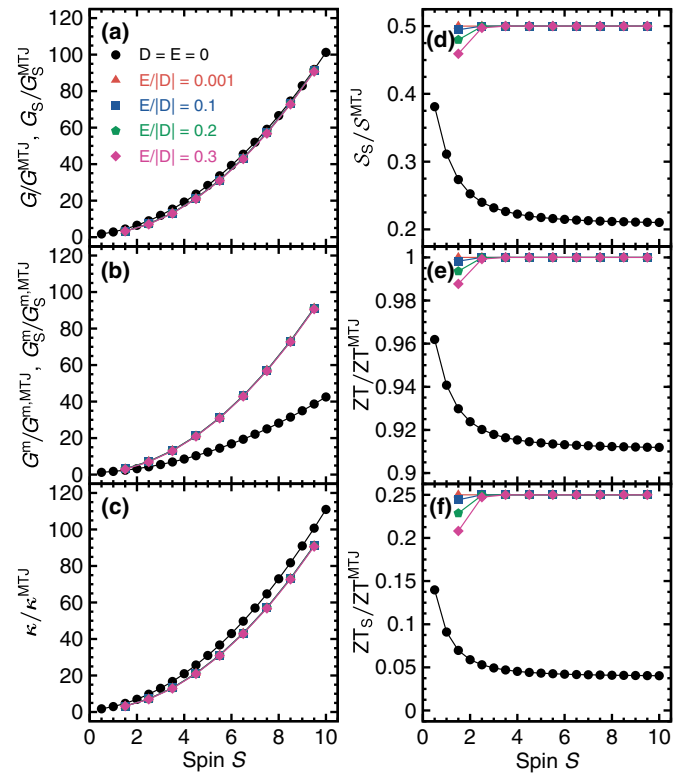


FIG. 6. (Color online) Analogous to Fig. 3, but now the quantities under consideration are plotted for the case of an *anisotropic* spin impurity with $D = 100 \mu\text{eV}$ and indicated values of the transverse magnetic anisotropy E . Except $P_L = 0.5$ and $T = 0.1 \text{ K}$, all parameters are as in Fig. 3. For comparison, black dots representing the situation of an *isotropic* ($D = E = 0$) spin impurity are also presented.

on the transverse anisotropy. However, they differ from the corresponding parameters in the limit of isotropic impurity. This difference is relatively small in the case of diagonal conductance matrix elements and the heat conductance, but becomes remarkable for nondiagonal conductance elements. This may be accounted for by taking into account that though the summation is now over two states of lowest energy, the corresponding occupation probability for the two states is accordingly enhanced as the excited states are not occupied for $T \ll (2S - 1)D$.

Similarly, the spin thermopower and figures of merit are also weakly dependent on the transverse anisotropy, but significantly differ from the corresponding parameters in the isotropic limit. The spin thermopower and both figures of merit are enhanced in comparison to those in the limit of $D = E = 0$. Interestingly, the dependence of spin thermopower and figures of merit on the spin number S in the anisotropic case is different from that in the isotropic one. These parameters initially increase with increasing S for small values of S , and then become independent on S with a further increase in S . This difference follows from the fact that only two states of lowest energy are included in the anisotropic case due to the energy barrier, while all spin states of the impurity are taken into account in the isotropic case as they all are degenerate.

C. Limit of no charge transport between different electrodes

Analysis of Eqs. (49)–(54) leads to the interesting conclusion that even if no transport of electrons is allowed between two different electrodes, i.e., for $\alpha_d = 0$ and $\alpha_{\text{ex}}^{LR} = 0$, one can still have nonzero transport of spin, which is stimulated by a spin bias δV_S , for the contribution to G_{sf} from $T_{\text{sf}}^{(1)}$ [specifically, see the second term of Eq. (52)] remains nonzero,

$$G_S = \frac{e\hbar}{2} \Gamma \alpha_{\text{ex}}^2 \nu_L^4 \left\{ \frac{1}{4} [\vartheta_3 - \vartheta_2] \frac{\mathcal{A}^4 + [1 - P_L^2]^2}{\mathcal{A}^2 + [1 - P_L^2]} + \frac{1}{2} [\vartheta_3 + \vartheta_2] \frac{\mathcal{A}^2 [1 - P_L^2]}{\mathcal{A}^2 + [1 - P_L^2]} \right\}. \quad (89)$$

The nonzero spin current in the absence of charge current appears due to single-electrode tunneling processes. In particular, of key importance are the processes in which an electron scattering on the impurity spin changes its spin and thus transfers to/from the impurity a quantum of angular momentum. If a spin bias is applied, such processes transfer effectively angular momentum from one electrode to the impurity, and then from impurity to the other electrode. This, in turn, gives rise to a resultant spin current flowing through the junction. One may say that spin angular momentum is effectively pumped between the electrodes without actual charge transport across the junction. It is worth noting that the crucial role in the process under discussion is played by the spin impurity which serves as an intermediate reservoir of angular momentum [122].

Numerical results on the spin conductance G_S in the absence of charge transport are shown in Fig. 7 as a function of the asymmetry parameters for both *isotropic* ($D = E = 0$) and *anisotropic* ($D \neq 0$ and $E \neq 0$) situations. For the sake of conceptual simplicity, we focus the discussion on the possibly smallest, and nontrivial from the point of view of magnetic anisotropy, half-integer value of the impurity spin $S = 3/2$. Furthermore, in order to assess the efficiency of the spin-transport processes under consideration, we relate G_S to the spin conductance $G_S^{\text{MTJ}} = (e\hbar/2)\Gamma\lambda$ of a bare junction, i.e., without an impurity (recall Sec. IV A). In that case, however, transport of spin between electrodes occurs entirely as a result of the charge transfer, whereas at present no tunneling of electrons across the junction takes place.

First of all, it can be noticed that for the isotropic spin impurity the maximum value of G_S/G_S^{MTJ} is reached for $\mathcal{A} = 1$, whereas for the anisotropic one at this point only a local maximum develops. The origin of this difference can be explained as follows. From the analysis of Eq. (89) it stems that the magnetic properties of the spin impurity enter the expression exclusively *via* the coefficients ϑ_2 and ϑ_3 ; see Table I. Importantly, in the *isotropic* case $\vartheta_2 = \vartheta_3 = (4/3)S(S+1)$, so that only the second term of Eq. (89) survives, and for $S = 3/2$ we obtain $[\vartheta_3 + \vartheta_2]/2 = 5$. On the other hand, in the *anisotropic* case $\vartheta_2 \neq \vartheta_3$, and using definitions given in Table I we find

$$\begin{aligned} \frac{1}{4}[\vartheta_3 - \vartheta_2] &= |\mathbb{S}_{\chi-S\chi S}^+|^2 |\mathbb{S}_{\chi-S\chi S}^-|^2, \\ \frac{1}{2}[\vartheta_3 + \vartheta_2] &= |\mathbb{S}_{\chi-S\chi S}^+|^4 + |\mathbb{S}_{\chi-S\chi S}^-|^4, \end{aligned} \quad (90)$$

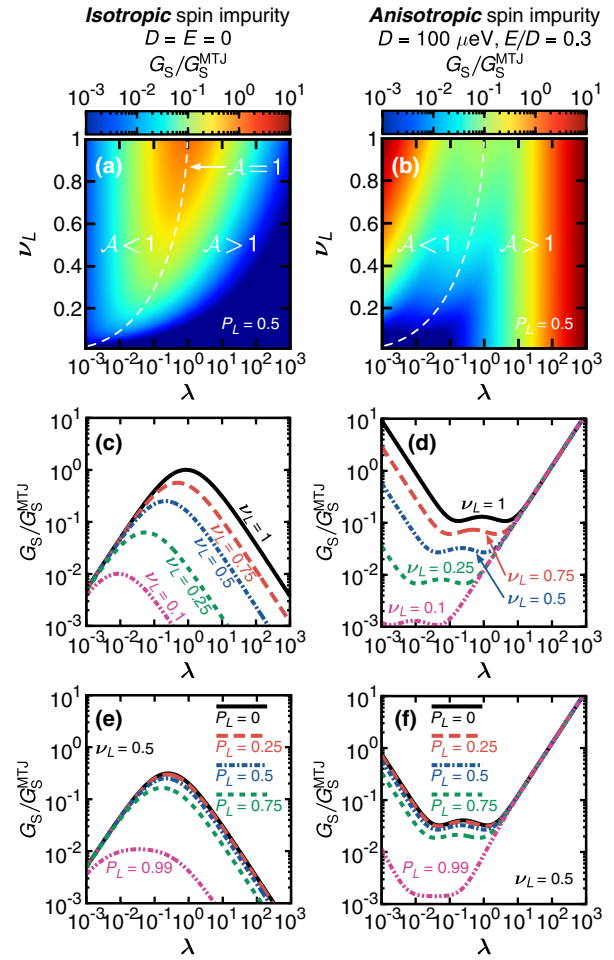


FIG. 7. (Color online) Spin transport in the absence of electron tunneling between left and right electrodes for the impurity of spin $S = 3/2$. (a),(b) Linear-response spin conductance G_S shown as a function of the parameters λ (the asymmetry of right/left DOS at the Fermi level) and ν_L (the coupling of the spin impurity to the left electrode) for the spin polarization of the left electrode $P_L = 0.5$. Note that for practical reasons, here we normalize G_S by its value $G_S^{\text{MTJ}} = (e\hbar/2)\Gamma\lambda$ for the case of a junction without the impurity. However, one should bear in mind the crucial difference between G_S and G_S^{MTJ} , namely that the latter is associated with charge transport whereas the former is not. Panels (c) and (d) present cross sections of (a) and (b), respectively, for indicated values of ν_L . (e),(f) Spin conductance G_S plotted for different values of the spin-polarization parameter P_L and $\nu_L = 0.5$. *Left/right panel* corresponds to the *isotropic/anisotropic* spin impurity. Except for $T = 0.1$ K and $\nu_R = 1$, all parameters are as in Fig. 3.

with

$$|\mathbb{S}_{\chi-S\chi S}^+|^2 = \frac{(D - \sqrt{D^2 + 3E^2})^2}{D^2 + 3E^2}, \quad (91)$$

and

$$|\mathbb{S}_{\chi-S\chi S}^-|^2 = \frac{9E^2}{D^2 + 3E^2}. \quad (92)$$

We emphasize that the two above formulas hold only for $S = 3/2$, and no generalization to an arbitrary S is possible. For the anisotropy parameters D and E used in the right panel of Fig. 7

we get $[\vartheta_3 - \vartheta_2]/4 \approx 0.008$ and $[\vartheta_3 + \vartheta_2]/2 \approx 0.4$. It can also be easily checked that the absence of transverse magnetic anisotropy ($E = 0$) leads to $|\mathbb{S}_{\chi-s\chi_s}^\pm|^2 = 0$. In consequence, for $\mathcal{A} \approx 1$ the first term of G_S , Eq. (89), contributes negligibly. The situation changes notably when \mathcal{A} differs significantly from 1 and the term in question becomes determinative. The key observation is that whereas for the *isotropic* spin impurity the maximal value of the spin conductance $G_S = G_S^{\text{MTJ}}$ is achieved only for a symmetric junction ($\mathcal{A} = 1$ for $\lambda = v_{\text{as}} = 1$) and $G_S < G_S^{\text{MTJ}}$ otherwise, see Figs. 7(a) and 7(c), for the *anisotropic* spin impurity it is possible to obtain $G_S > G_S^{\text{MTJ}}$ by allowing for the asymmetry of the junction; see Figs. 7(b) and 7(d). As a result, the pumping of angular momentum between electrodes *via* the anisotropic spin impurity without charge transport seems to be more effective than the spin transport associated with charge transport in a conventional magnetic tunnel junction. In addition, it is interesting to note that the spin conductance decreases with increasing spin polarization P_L of the electrode, and achieves maximum for zero spin polarization of the left electrode, $P_L = 0$.

V. SUMMARY AND CONCLUSIONS

We have considered electronic transport and thermoelectric properties of a magnetic tunnel junction with a single magnetic impurity embedded in the barrier. This corresponds, for instance, to a magnetic tip above a molecule located on a substrate. The molecule was described by a giant spin Hamiltonian with uniaxial and transverse components of magnetic anisotropy, while the tunneling Hamiltonian was taken in the form which included direct tunneling between the electrodes as well as tunneling with exchange interaction between the electrons and molecule.

The key objective was a description of spin related effects in electronic transport and thermoelectricity, like spin Peltier and spin Seebeck effects. The analysis was limited to a linear-response regime and elastic-scattering processes. A particular attention was paid to the role of spin-flip scattering of electrons on the impurity during tunneling between the electrodes. Two situations were distinguished: *isotropic*, $D = E = 0$, and *anisotropic*, $D \neq 0$ and $E \neq 0$, ones. To exclude inelastic tunneling processes, the temperature in the anisotropic case was limited to temperatures smaller than the zero-field splitting energy.

We have shown that the transverse anisotropy (for an *anisotropic* spin impurity) has a minor influence on the charge and spin conductance as well as on the thermal conductance and thermoelectric parameters (spin thermopower and spin

figure of merit). However, these transport and thermoelectric coefficients differ from the corresponding ones in the *isotropic* case, and this difference is especially remarkable for the non-diagonal elements of the conductance matrix. The difference in the conductances stems from the anisotropy barrier which appears in the anisotropic case and which limits the number of states participating in spin-conserving transport processes. In the case of an *isotropic* spin impurity, on the other hand, all states contribute to transport. It is also worth noting that the ratio of thermal conductance in the isotropic case to the thermal conductance of a bare junction (i.e., without a spin impurity) is independent of the electrode's polarization. The corresponding ratio for diagonal and nondiagonal elements of the conductance matrix depend on spin polarization P_L , and this ratio for nondiagonal elements reaches maximum for $P_L = 1$, while for diagonal elements for $P_L = 0$.

As a special case, we have also analyzed the situation when a spin current stimulated by a spin bias can flow through the junction in the absence of a charge current. This corresponds to the situation when the external electrodes are exchange-coupled to the molecule, and there are no electron tunneling processes (neither direct nor with scattering on the impurity) between left and right electrodes. Spin current can then flow through the molecule in a biased system due to single-electrode tunneling processes, and thus this spin current is not associated with any charge transport. Interestingly, it has been shown that in the case of an asymmetric junction, where the asymmetry is either due to different DOSs at the Fermi level in both electrodes or due to different exchange coupling of the impurity with electrodes, the mechanism of spin transport under discussion can be more efficient than spin transport associated with charge transfer between electrodes in a conventional magnetic tunnel junction, i.e., without a spin impurity.

ACKNOWLEDGMENTS

M.M. thanks the Kavli Institute for Theoretical Physics at University of California in Santa Barbara for hospitality. This work was supported by the National Science Center in Poland, Project No. DEC-2012/04/A/ST3/00372. M.M. acknowledges support from the Alexander von Humboldt Foundation. This research was supported in part by the National Science Foundation under Grant No. PHY11-25915.

APPENDIX A: EXPRESSIONS FOR CURRENTS

Equations (19)–(21) can be written in a more explicit form. After changing summations with respect to wave vectors to integration over energy one obtains

$$\begin{aligned}
 I_C &= e \frac{2\pi}{\hbar} \sum_{\alpha\beta} \sum_{\chi\chi'} |\langle R\beta, \chi' | \mathcal{H}_{\text{int}} | L\alpha, \chi \rangle|^2 \int d\omega \rho_\alpha^L(\omega) \rho_\beta^R(\omega + \Delta_{\chi\chi'}) \\
 &\quad \times \{ \mathcal{P}_\chi f_{L\alpha}(\omega) [1 - f_{R\beta}(\omega + \Delta_{\chi\chi'})] - \mathcal{P}_{\chi'} f_{R\beta}(\omega + \Delta_{\chi\chi'}) [1 - f_{L\alpha}(\omega)] \}, \\
 I_S &= \frac{\hbar}{2} \frac{2\pi}{\hbar} \sum_{\chi\chi'} \left\{ \sum_\alpha \eta_\alpha |\langle R\alpha, \chi' | \mathcal{H}_{\text{int}} | L\alpha, \chi \rangle|^2 \left[\mathcal{P}_\chi \int d\omega \rho_\alpha^L(\omega) \rho_\alpha^R(\omega + \Delta_{\chi\chi'}) f_{L\alpha}(\omega) [1 - f_{R\alpha}(\omega + \Delta_{\chi\chi'})] \right. \right. \\
 &\quad \left. \left. - \mathcal{P}_{\chi'} \int d\omega \rho_\alpha^L(\omega) \rho_\alpha^R(\omega + \Delta_{\chi\chi'}) f_{R\alpha}(\omega + \Delta_{\chi\chi'}) [1 - f_{L\alpha}(\omega)] \right] \right\}
 \end{aligned} \tag{A1}$$

$$+ \sum_q \eta_q |\langle q \downarrow, \chi' | \mathcal{H}_{\text{int}} | q \uparrow, \chi \rangle|^2 \left[\mathcal{P}_\chi \int d\omega \rho_\uparrow^q(\omega) \rho_\downarrow^q(\omega + \Delta_{\chi\chi'}) f_{q\uparrow}(\omega) [1 - f_{q\downarrow}(\omega + \Delta_{\chi\chi'})] \right. \\ \left. - \mathcal{P}_{\chi'} \int d\omega \rho_\uparrow^q(\omega) \rho_\downarrow^q(\omega + \Delta_{\chi\chi'}) f_{q\downarrow}(\omega + \Delta_{\chi\chi'}) [1 - f_{q\uparrow}(\omega)] \right], \quad (\text{A2})$$

$$I_Q = \frac{2\pi}{\hbar} \sum_{\alpha\beta} \sum_{\chi\chi'} |\langle R\beta, \chi' | \mathcal{H}_{\text{int}} | L\alpha, \chi \rangle|^2 \int d\omega \rho_\alpha^L(\omega) \rho_\beta^R(\omega + \Delta_{\chi\chi'}) \\ \times \left\{ \mathcal{P}_\chi \left(\omega + \frac{1}{2} \Delta_{\chi\chi'} - \mu_0 - \frac{1}{2} (\eta_\alpha - \eta_\beta) e\delta V_S \right) f_{L\alpha}(\omega) [1 - f_{R\beta}(\omega + \Delta_{\chi\chi'})] \right. \\ \left. - \mathcal{P}_{\chi'} \left(\omega + \frac{1}{2} \Delta_{\chi\chi'} - \mu_0 - \frac{1}{2} (\eta_\alpha - \eta_\beta) e\delta V_S \right) f_{R\beta}(\omega + \Delta_{\chi\chi'}) [1 - f_{L\alpha}(\omega)] \right\} \\ - \frac{2\pi}{\hbar} \sum_q \sum_{\alpha\beta} \sum_{\chi\chi'} \eta_q \mathcal{P}_\chi |\langle q\beta, \chi' | \mathcal{H}_{\text{int}} | q\alpha, \chi \rangle|^2 \int d\omega \rho_\alpha^q(\omega) \rho_\beta^q(\omega + \Delta_{\chi\chi'}) \\ \times \left(\frac{1}{2} \Delta_{\chi\chi'} + \frac{1}{4} \eta_q (\eta_\alpha - \eta_\beta) e\delta V_S \right) f_{q\alpha}(\omega) [1 - f_{q\beta}(\omega + \Delta_{\chi\chi'})]. \quad (\text{A3})$$

APPENDIX B: DERIVATION OF THE KINETIC COEFFICIENTS

In order to derive the linear-response expressions for the charge ($I_C \equiv I_0$), spin ($I_S \equiv I_1$) and heat ($I_Q \equiv I_2$) currents, one has to linearize them with respect to the voltage bias δV , spin bias δV_S , as well as temperature difference δT ,

$$I_n \approx \left. \frac{\partial I_n}{\partial \delta V} \right|_{\text{eq}} \delta V + \left. \frac{\partial I_n}{\partial \delta V_S} \right|_{\text{eq}} \delta V_S + \left. \frac{\partial I_n}{\partial \delta T} \right|_{\text{eq}} \delta T, \quad (\text{B1})$$

for $n = 0, 1, 2$, where the subscript “eq” means equilibrium situation, i.e., $\delta V = \delta V_S = \delta T = 0$. According to Eq. (27) the formulas for the charge, spin, and heat currents can be expressed in terms of the kinetic coefficients \mathcal{L}_{nk} as

$$I_n = e^{\delta_{n0}} \left(\frac{\hbar}{2} \right)^{\delta_{n1}} \left[e \mathcal{L}_{n0} x_0 + e \mathcal{L}_{n1} x_1 + \frac{1}{T} \mathcal{L}_{n2} x_2 \right]. \quad (\text{B2})$$

In the equation above, the shorthand notation $x_0 \equiv \delta V$, $x_1 \equiv \delta V_S$, and $x_2 \equiv \delta T$ has been introduced.

From Eq. (B1), it becomes clear that in order to derive the kinetic coefficients one has to calculate the relevant derivatives of Eqs. (19)–(21) [or essentially its integral versions given by Eqs. (A1)–(A3)], which in general is a nontrivial task since it requires the knowledge of the explicit form of the probabilities \mathcal{P}_χ . Since we are interested in the linear-response regime and *elastic* contributions to transport processes, we take into account only degenerate ground states if their energy separation from excited states is significantly larger than the thermal energy. For an *isotropic* spin impurity of arbitrary spin number S , the analytical solution can be then found without any further approximations regarding the impurity spectrum (see Appendix B1). On the other hand, for an *anisotropic* half-integer spin impurity ($S > 1/2$) exhibiting magnetic anisotropy, the problem can be significantly simplified for sufficiently low temperatures, $T \ll (2S - 1)D$, by truncating the impurity spectrum to the ground-state Kramers' doublet, so that only transitions within the doublet $|\chi_S\rangle$ and $|\chi_{-S}\rangle$ can occur (see subsection 2 of this Appendix). One can find the kinetic coefficients to have the general form

$$\mathcal{L}_{nk} = \frac{2\pi}{\hbar} K^2 \sum_{\chi\chi'} \left[\frac{T^{\delta_{k2}}}{e^{\delta_{k0} + \delta_{k1}}} \left(\sum_{\sigma\sigma'} (\eta_\sigma \delta_{\sigma\sigma'})^{\delta_{n1}} \mathcal{W}_{\sigma\sigma'}^{\chi\chi'} \int d\omega \rho_\sigma^L(\omega) \rho_{\sigma'}^R(\omega) \left\{ \left(\frac{\partial \mathcal{P}_\chi}{\partial x_k} \right)_{\text{eq}} - \left(\frac{\partial \mathcal{P}_{\chi'}}{\partial x_k} \right)_{\text{eq}} \right\} f(\omega) [1 - f(\omega)] \right. \right. \\ \left. \left. + \mathcal{P}_\chi \left| \frac{\partial}{\partial x_k} (f_{L\sigma}(\omega) [1 - f_{R\sigma'}(\omega)]) \right|_{\text{eq}} - \mathcal{P}_{\chi'} \left| \frac{\partial}{\partial x_k} ([1 - f_{L\sigma}(\omega)] f_{R\sigma'}(\omega)) \right|_{\text{eq}} \right\} \right. \\ \left. + \delta_{n1} \sum_q \eta_q (\alpha_{\text{ex}}^{qq})^2 |\mathbb{S}_{\chi'\chi}^+|^2 \int d\omega \rho_\uparrow^q(\omega) \rho_\downarrow^q(\omega) \left\{ \left(\frac{\partial \mathcal{P}_\chi}{\partial x_k} \right)_{\text{eq}} - \left(\frac{\partial \mathcal{P}_{\chi'}}{\partial x_k} \right)_{\text{eq}} \right\} f(\omega) [1 - f(\omega)] \right. \\ \left. + \mathcal{P}_\chi \left| \frac{\partial}{\partial x_k} (f_{q\uparrow}(\omega) [1 - f_{q\downarrow}(\omega)]) \right|_{\text{eq}} - \mathcal{P}_{\chi'} \left| \frac{\partial}{\partial x_k} ([1 - f_{q\uparrow}(\omega)] f_{q\downarrow}(\omega)) \right|_{\text{eq}} \right\} \\ \left. - \delta_{n2} \delta_{k1} \frac{1}{2} \sum_q \sum_\sigma (\alpha_{\text{ex}}^{qq})^2 (\delta_{\sigma\uparrow} |\mathbb{S}_{\chi'\chi}^+|^2 - \delta_{\sigma\downarrow} |\mathbb{S}_{\chi'\chi}^-|^2) \mathcal{P}_\chi \int d\omega \rho_\sigma^q(\omega) \rho_\sigma^q(\omega) f(\omega) [1 - f(\omega)] \right], \quad (\text{B3})$$

where the summation for the isotropic case is over all spin states, while for the anisotropic case it is over the two degenerate states of lowest energy, and

$$\mathcal{W}_{\sigma\sigma'}^{\chi\chi'} = \delta_{\sigma'\sigma} \delta_{\chi'\chi} [\alpha_d^2 + 2\eta_\sigma \alpha_d \alpha_{\text{ex}}^{LR} S_{\chi\chi}^z] + (\alpha_{\text{ex}}^{LR})^2 \{ \delta_{\sigma'\sigma} |S_{\chi'\chi}^z|^2 + \delta_{\sigma'\bar{\sigma}} [\delta_{\sigma\downarrow} |S_{\chi'\chi}^-|^2 + \delta_{\sigma\uparrow} |S_{\chi'\chi}^+|^2] \}. \quad (\text{B4})$$

To show that Eq. (B3) indeed represents the kinetic coefficient, one should additionally prove that it satisfies the Onsager relation. For this purpose, let us begin with calculating the derivatives involving the Fermi-Dirac distribution functions of electrodes,

$$\frac{\partial}{\partial x_k} (f_{q\sigma}(\omega) [1 - f_{q'\sigma'}(\omega)])|_{\text{eq}} = \frac{\partial f_{q\sigma}(\omega)}{\partial x_k} \Big|_{\text{eq}} - \left(\frac{\partial f_{q\sigma}(\omega)}{\partial x_k} \Big|_{\text{eq}} + \frac{\partial f_{q'\sigma'}(\omega)}{\partial x_k} \Big|_{\text{eq}} \right) f(\omega), \quad (\text{B5})$$

where we used that $f_{q\sigma}(\omega)|_{\text{eq}} \equiv f(\omega) = \{1 + \exp[(\omega - \mu_0)T^{-1}]\}^{-1}$, and

$$\frac{\partial f_{q\sigma}(\omega)}{\partial x_k} \Big|_{\text{eq}} = \eta_q \eta_\sigma^{\delta_{k1}} \frac{e^{\delta_{k0} + \delta_{k1}}}{2T^{\delta_{k2}}} (\omega - \mu_0)^{\delta_{k2}} [-f'(\omega)], \quad (\text{B6})$$

with $f'(\omega) \equiv \partial f(\omega)/\partial \omega$. Next, we define an auxiliary function

$$\phi_{\sigma\sigma'}^{(n,k)qq'} = \int d\omega \rho_\sigma^q(\omega) \rho_{\sigma'}^{q'}(\omega) (\omega - \mu_0)^n [-f'(\omega)] [f(\omega)]^k, \quad (\text{B7})$$

obeying the symmetry relation $\phi_{\sigma\sigma'}^{(n,k)qq'} = \phi_{\sigma'\sigma}^{(n,k)q'q}$, and we employ the identity $f(\omega)[1 - f(\omega)] = T[-f'(\omega)]$, which in consequence allows for writing

$$\begin{aligned} \mathcal{L}_{nk} = & \frac{\pi}{\hbar} K^2 \sum_{\chi\chi'} \left[\sum_{\sigma\sigma'} (\eta_\sigma \delta_{\sigma\sigma'})^{\delta_{n1}} \mathcal{W}_{\sigma\sigma'}^{\chi\chi'} \left\{ (\eta_\sigma^{\delta_{k1}} \mathcal{P}_\chi|_{\text{eq}} + \eta_{\sigma'}^{\delta_{k1}} \mathcal{P}_{\chi'}|_{\text{eq}}) \phi_{\sigma\sigma'}^{(\delta_{n2} + \delta_{k2}, 0)LR} + \frac{2T^{1+\delta_{k2}}}{e^{\delta_{k0} + \delta_{k1}}} \left(\frac{\partial \mathcal{P}_\chi}{\partial x_k} \Big|_{\text{eq}} - \frac{\partial \mathcal{P}_{\chi'}}{\partial x_k} \Big|_{\text{eq}} \right) \phi_{\sigma\sigma'}^{(\delta_{n2}, 0)LR} \right\} \right. \\ & + \delta_{n1} \sum_q \eta_q (\alpha_{\text{ex}}^{qq})^2 |S_{\chi'\chi}^+|^2 \left\{ \eta_q (\mathcal{P}_\chi|_{\text{eq}} - (-1)^{\delta_{k1}} \mathcal{P}_{\chi'}|_{\text{eq}}) \phi_{\uparrow\downarrow}^{(\delta_{k2}, 0)qq} + \frac{2T^{1+\delta_{k2}}}{e^{\delta_{k0} + \delta_{k1}}} \left(\frac{\partial \mathcal{P}_\chi}{\partial x_k} \Big|_{\text{eq}} - \frac{\partial \mathcal{P}_{\chi'}}{\partial x_k} \Big|_{\text{eq}} \right) \phi_{\uparrow\downarrow}^{(0,0)qq} \right\} \\ & \left. - \delta_{n2} \delta_{k1} T \sum_q \sum_\sigma (\alpha_{\text{ex}}^{qq})^2 (\delta_{\sigma\uparrow} |S_{\chi'\chi}^+|^2 - \delta_{\sigma\downarrow} |S_{\chi'\chi}^-|^2) \mathcal{P}_\chi|_{\text{eq}} \phi_{\sigma\bar{\sigma}}^{(0,0)qq} \right]. \quad (\text{B8}) \end{aligned}$$

We point out that the equations above have been simplified by noting that $\mathcal{P}_\chi|_{\text{eq}} - \mathcal{P}_{\chi'}|_{\text{eq}} = 0$ (i.e., at equilibrium) for any pair of degenerate states $|\chi\rangle$ and $|\chi'\rangle$ [for details see the discussion below].

In the next step we have to find the linear coefficients of the Taylor expansion for the probabilities with respect to voltage and spin bias, as well as to temperature difference. We discuss the derivation procedure separately for the case of an *isotropic* spin impurity (Appendix B 1) and an *anisotropic* spin impurity with magnetic anisotropy (Appendix B 2), where only the Kramers' ground doublet is taken into consideration.

1. Isotropic spin impurity S

As described in Sec. III B, the probabilities of finding the impurity in a specific spin state can be found by means of the set of stationary master equations; see Eq. (24). Because the Hamiltonian of the impurity is rotationally invariant in the present case, one can conveniently use the eigenvalues m of the z th component of the spin operator S_z to label the spin states, i.e., $|\chi\rangle \equiv |m\rangle$, so that

$$\forall_m \mathcal{P}_{m-1} \gamma_{m-1,m} + \mathcal{P}_{m+1} \gamma_{m+1,m} - \mathcal{P}_m (\gamma_{m,m-1} + \gamma_{m,m+1}) = 0, \quad (\text{B9})$$

with transition rates given by

$$\gamma_{m,m-1} = \frac{2\pi}{\hbar} K^2 \mathcal{C}_m^- \sum_{qq'} (\alpha_{\text{ex}}^{qq'})^2 \Phi_{\downarrow\uparrow}^{(0)qq'}(0),$$

$$\gamma_{m-1,m} = \frac{2\pi}{\hbar} K^2 \mathcal{C}_m^- \sum_{qq'} (\alpha_{\text{ex}}^{qq'})^2 \Phi_{\uparrow\downarrow}^{(0)qq'}(0),$$

$$\text{with} \quad \mathcal{C}_m^\pm \equiv S(S+1) - m(m \pm 1). \quad (\text{B10})$$

Using Eq. (B9) together with the probability normalization condition $\sum_m \mathcal{P}_m = 1$, one obtains

$$\mathcal{P}_S = \left[1 + \sum_{m=0}^{2S-1} \prod_{k=0}^m \frac{\gamma_{S-k,S-1-k}}{\gamma_{S-1-k,S-k}} \right]^{-1} \quad \text{and} \quad \forall_{m \neq S} \mathcal{P}_m = \mathcal{P}_S \prod_{k=0}^{S-1-m} \frac{\gamma_{m+1+k,m+k}}{\gamma_{m+k,m+1+k}}, \quad (\text{B11})$$

and after taking into account Eq. (B10),

$$\mathcal{P}_m = \frac{\mathcal{Y}^{S-m}}{1 + \sum_{m=0}^{2S-1} \mathcal{Y}^{m+1}} \quad \text{with} \quad \mathcal{Y} \equiv \frac{\sum_{qq'} (\alpha_{\text{ex}}^{qq'})^2 \Phi_{\downarrow\uparrow}^{(0)qq'}(0)}{\sum_{qq'} (\alpha_{\text{ex}}^{qq'})^2 \Phi_{\uparrow\downarrow}^{(0)qq'}(0)}. \quad (\text{B12})$$

By noting that at equilibrium the function $\Phi_{\sigma\sigma'}^{(n)qq'}(0)$, see Eq. (26), exhibits the following symmetry property:

$$\Phi_{\sigma\sigma'}^{(n)qq'}(0)|_{\text{eq}} = \Phi_{\sigma'\sigma}^{(n)q'q}(0)|_{\text{eq}}, \quad (\text{B13})$$

one obtains $\mathcal{Y}|_{\text{eq}} = 1$, which allows for writing the equilibrium probabilities and the corresponding derivatives in the following form:

$$\mathcal{P}_m|_{\text{eq}} = \frac{1}{2S+1} \quad \text{and} \quad \left. \frac{\partial \mathcal{P}_m}{\partial x_k} \right|_{\text{eq}} = -m \left. \frac{\partial \mathcal{Y}}{\partial x_k} \right|_{\text{eq}} = -m \frac{\sum_{qq'} (\alpha_{\text{ex}}^{qq'})^2 \left[\frac{\partial \Phi_{\uparrow\downarrow}^{(0)qq'}(0)}{\partial x_k} \right]_{\text{eq}} - \frac{\partial \Phi_{\uparrow\downarrow}^{(0)qq'}(0)}{\partial x_k} \Big|_{\text{eq}}}{\sum_{qq'} (\alpha_{\text{ex}}^{qq'})^2 \Phi_{\uparrow\downarrow}^{(0)qq'}(0)|_{\text{eq}}}. \quad (\text{B14})$$

Finally, employing that

$$\left. \frac{\partial \Phi_{\sigma\bar{\sigma}}^{(0)qq'}(0)}{\partial x_k} \right|_{\text{eq}} = \frac{e^{\delta_{k0} + \delta_{k1}}}{2T^{\delta_{k2}}} [\eta_q \eta_{\sigma}^{\delta_{k1}} \phi_{\sigma\bar{\sigma}}^{(\delta_{k2}, 0)qq'} - (\eta_{\sigma}^{\delta_{k1}} \eta_q + \eta_{\sigma}^{\delta_{k1}} \eta_{q'}) \phi_{\sigma\bar{\sigma}}^{(\delta_{k2}, 1)qq'}], \quad (\text{B15})$$

we get the explicit expression for the difference of probabilities' derivatives,

$$\left. \frac{\partial \mathcal{P}_m}{\partial x_k} \right|_{\text{eq}} - \left. \frac{\partial \mathcal{P}_{m'}}{\partial x_k} \right|_{\text{eq}} = \frac{m - m'}{2S+1} \Omega \frac{e^{\delta_{k0} + \delta_{k1}}}{T^{\delta_{k2}}} \left\{ (\delta_{k0} + \delta_{k2}) (\alpha_{\text{ex}}^{LR})^2 \sum_{\sigma} \eta_{\sigma} \phi_{\sigma\bar{\sigma}}^{(\delta_{k2}, 0)LR} + \delta_{k1} \sum_q \eta_q (\alpha_{\text{ex}}^{qq})^2 \phi_{\uparrow\downarrow}^{(\delta_{k2}, 0)qq} \right\}, \quad (\text{B16})$$

with

$$\Omega = \left[\sum_{qq'} (\alpha_{\text{ex}}^{qq'})^2 \Phi_{\uparrow\downarrow}^{(0)qq'}(0)|_{\text{eq}} \right]^{-1}. \quad (\text{B17})$$

Next, by noting that for $m \neq m'$ holds,

$$\mathcal{W}_{\sigma\sigma'}^{mm'} = (\alpha_{\text{ex}}^{LR})^2 \delta_{\sigma'\bar{\sigma}} \{ \delta_{\sigma\downarrow} \delta_{m, m'+1} C_{m'}^+ + \delta_{\sigma\uparrow} \delta_{m', m+1} C_m^+ \}, \quad (\text{B18})$$

and $\sum_m C_m^+ = (2/3)S(S+1)(2S+1)$, we arrive at the final formula for the kinetic coefficient:

$$\begin{aligned} \mathcal{L}_{nk} = & \frac{\pi}{\hbar} K^2 \left[\frac{2}{2S+1} \sum_{mm'} \sum_{\sigma\sigma'} (\eta_{\sigma} \delta_{\sigma\sigma'})^{\delta_{n1} + \delta_{k1}} \mathcal{W}_{\sigma\sigma'}^{mm'} \phi_{\sigma\sigma'}^{(\delta_{n2} + \delta_{k2}, 0)LR} \right. \\ & - (\delta_{n0} + \delta_{n2})(\delta_{k0} + \delta_{k2}) \frac{4}{3} S(S+1) \Omega T (\alpha_{\text{ex}}^{LR})^4 \sum_{\sigma\sigma'} \eta_{\sigma} \eta_{\sigma'} \phi_{\sigma\bar{\sigma}}^{(\delta_{n2}, 0)LR} \phi_{\sigma'\bar{\sigma}'}^{(\delta_{k2}, 0)LR} \\ & - [(\delta_{n0} + \delta_{n2})\delta_{k1} + \delta_{n1}(\delta_{k0} + \delta_{k2})] \frac{4}{3} S(S+1) \Omega T (\alpha_{\text{ex}}^{LR})^2 \sum_{q\sigma} \eta_q \eta_{\sigma} (\alpha_{\text{ex}}^{qq})^2 \phi_{\sigma\bar{\sigma}}^{(\delta_{n2} + \delta_{k2}, 0)LR} \phi_{\uparrow\downarrow}^{(0,0)qq} \\ & \left. - \delta_{n1}\delta_{k1} \left\{ \frac{4}{3} S(S+1) \Omega T \sum_{qq'} \eta_q \eta_{q'} (\alpha_{\text{ex}}^{qq})^2 (\alpha_{\text{ex}}^{q'q'})^2 \phi_{\uparrow\downarrow}^{(0,0)qq} \phi_{\uparrow\downarrow}^{(\delta_{k2}, 0)q'q'} - \frac{4}{3} S(S+1) \sum_q (\alpha_{\text{ex}}^{qq})^2 \phi_{\uparrow\downarrow}^{(0,0)qq} \right\} \right]. \quad (\text{B19}) \end{aligned}$$

It can be easily seen that the expression above is symmetric with respect to exchanging the indices n and k , and hence it satisfies the Onsager relation.

2. Anisotropic spin impurity $S > 1/2$

A similar derivation as above can be performed for the case of an anisotropic spin impurity with both uniaxial and transverse components of magnetic anisotropy. Provided that only the Kramers' doublet states $|\chi_S\rangle$ and $|\chi_{-S}\rangle$ participate in the transport, the general expression for the probabilities of finding the impurity spin in either of these two states can be easily found from Eq. (24) and the normalization condition for probability,

$$\mathcal{P}_{\chi_S} = \frac{\gamma_{\chi_{-S}\chi_S}}{\gamma} \quad \text{and} \quad \mathcal{P}_{\chi_{-S}} = \frac{\gamma_{\chi_S\chi_{-S}}}{\gamma} \quad (\text{B20})$$

with $\gamma = \gamma_{\chi_{-S}\chi_S} + \gamma_{\chi_S\chi_{-S}}$. From Eq. (25) one gets for $m = \pm S$

$$\gamma_{\chi_m\chi_{-m}} = \frac{2\pi}{\hbar} K^2 \sum_{qq'\sigma} (\alpha_{\text{ex}}^{qq'})^2 \Phi_{\sigma\bar{\sigma}}^{(0)qq'}(0) [\delta_{\sigma\downarrow} |\mathbb{S}_{\chi_{-m}\chi_m}^-|^2 + \delta_{\sigma\uparrow} |\mathbb{S}_{\chi_{-m}\chi_m}^+|^2], \quad (\text{B21})$$

and

$$\gamma = \frac{2\pi}{\hbar} K^2 \sum_{\xi=\pm} |\mathbb{S}_{\chi_{-S}\chi_S}^{\xi}|^2 \sum_{qq'\sigma} (\alpha_{\text{ex}}^{qq'})^2 \Phi_{\sigma\bar{\sigma}}^{(0)qq'}(0). \quad (\text{B22})$$

Using the symmetry property of $\Phi_{\sigma\sigma'}^{(n)qq'}(0)|_{\text{eq}}$, see Eq. (B13), one can show that

$$\gamma_{\chi_S\chi_{-S}}|_{\text{eq}} = \gamma_{\chi_{-S}\chi_S}|_{\text{eq}} = \frac{1}{2}\gamma|_{\text{eq}} \quad \text{and, consequently,} \quad \mathcal{P}_{\chi_S}|_{\text{eq}} = \mathcal{P}_{\chi_{-S}}|_{\text{eq}} = \frac{1}{2}. \quad (\text{B23})$$

Furthermore, employing Eqs. (B20) and (B23), one finds for $m = \pm S$

$$\left. \frac{\partial \mathcal{P}_{\chi_m}}{\partial x_k} \right|_{\text{eq}} = \frac{1}{\gamma|_{\text{eq}}} \left[\left. \frac{\partial \gamma_{\chi-m\chi_m}}{\partial x_k} \right|_{\text{eq}} - \frac{1}{2} \left. \frac{\partial \gamma}{\partial x_k} \right|_{\text{eq}} \right], \quad (\text{B24})$$

from where it immediately follows that

$$\left. \frac{\partial \mathcal{P}_{\chi_m}}{\partial x_k} \right|_{\text{eq}} - \left. \frac{\partial \mathcal{P}_{\chi-m}}{\partial x_k} \right|_{\text{eq}} = \frac{1}{\gamma|_{\text{eq}}} \left[\left. \frac{\partial \gamma_{\chi-m\chi_m}}{\partial x_k} \right|_{\text{eq}} - \left. \frac{\partial \gamma_{\chi_m\chi-m}}{\partial x_k} \right|_{\text{eq}} \right]. \quad (\text{B25})$$

Using then Eq. (B15), one obtains

$$\left. \frac{\partial \mathcal{P}_{\chi_m}}{\partial x_k} \right|_{\text{eq}} - \left. \frac{\partial \mathcal{P}_{\chi-m}}{\partial x_k} \right|_{\text{eq}} = -\frac{1}{2} \text{sgn}_z(\chi_m) \frac{\Lambda_-}{\Lambda_+} \Omega \frac{e^{\delta_{k0}+\delta_{k1}}}{T^{\delta_{k2}}} \left\{ (\delta_{k0} + \delta_{k2}) (\alpha_{\text{ex}}^{LR})^2 \sum_{\sigma} \eta_{\sigma} \phi_{\sigma\bar{\sigma}}^{(\delta_{k2},0)LR} + \delta_{k1} \sum_q \eta_q (\alpha_{\text{ex}}^{qq})^2 \phi_{\uparrow\downarrow}^{(\delta_{k2},0)qq} \right\}, \quad (\text{B26})$$

where $\text{sgn}_z(\chi_m) \equiv \text{sgn}(\mathbb{S}_{\chi_m\chi_m}^z)$ and $\Lambda_{\pm} = |\mathbb{S}_{\chi-S\chi_S}^{+}|^2 \pm |\mathbb{S}_{\chi-S\chi_S}^{-}|^2$.

Finally, before we write the final expression for the kinetic coefficient, let us note that for a half-integer spin impurity (in the absence of an external magnetic field) $\mathbb{S}_{\chi_S\chi-S}^z = \mathbb{S}_{\chi-S\chi_S}^z = 0$ and $\mathbb{S}_{\chi\pm S\chi\pm S}^{\pm} = 0$, which allows for the following identities to be used in Eq. (B8):

$$\sum_{\chi\chi'} \mathcal{W}_{\sigma\sigma'}^{\chi\chi'} \left(\left. \frac{\partial \mathcal{P}_{\chi}}{\partial x_k} \right|_{\text{eq}} - \left. \frac{\partial \mathcal{P}_{\chi'}}{\partial x_k} \right|_{\text{eq}} \right) = (\alpha_{\text{ex}}^{LR})^2 \delta_{\sigma'\bar{\sigma}} \eta_{\sigma} \Lambda_- \left(\left. \frac{\partial \mathcal{P}_{\chi_S}}{\partial x_k} \right|_{\text{eq}} - \left. \frac{\partial \mathcal{P}_{\chi-S}}{\partial x_k} \right|_{\text{eq}} \right), \quad (\text{B27})$$

and

$$\sum_{\chi\chi'} |\mathbb{S}_{\chi'\chi}^{+}|^2 \left(\left. \frac{\partial \mathcal{P}_{\chi}}{\partial x_k} \right|_{\text{eq}} - \left. \frac{\partial \mathcal{P}_{\chi'}}{\partial x_k} \right|_{\text{eq}} \right) = \Lambda_- \left(\left. \frac{\partial \mathcal{P}_{\chi_S}}{\partial x_k} \right|_{\text{eq}} - \left. \frac{\partial \mathcal{P}_{\chi-S}}{\partial x_k} \right|_{\text{eq}} \right). \quad (\text{B28})$$

Accordingly, the formulas for the kinetic coefficients take the general forms:

$$\begin{aligned} \mathcal{L}_{nk} = & \frac{\pi}{\hbar} K^2 \left[\sum_{\chi\chi'} \sum_{\sigma\sigma'} (\eta_{\sigma} \delta_{\sigma\sigma'})^{\delta_{n1}+\delta_{k1}} \mathcal{W}_{\sigma\sigma'}^{\chi\chi'} \phi_{\sigma\sigma'}^{(\delta_{n2}+\delta_{k2},0)LR} \right. \\ & - (\delta_{n0} + \delta_{n2})(\delta_{k0} + \delta_{k2}) \frac{\Lambda_-^2}{\Lambda_+} \Omega T (\alpha_{\text{ex}}^{LR})^4 \sum_{\sigma\sigma'} \eta_{\sigma} \eta_{\sigma'} \phi_{\sigma\bar{\sigma}}^{(\delta_{n2},0)LR} \phi_{\sigma'\bar{\sigma}'}^{(\delta_{k2},0)LR} \\ & - [(\delta_{n0} + \delta_{n2})\delta_{k1} + \delta_{n1}(\delta_{k0} + \delta_{k2})] \frac{\Lambda_-^2}{\Lambda_+} \Omega T (\alpha_{\text{ex}}^{LR})^2 \sum_{q\sigma} \eta_q \eta_{\sigma} (\alpha_{\text{ex}}^{qq})^2 \phi_{\sigma\bar{\sigma}}^{(\delta_{n2}+\delta_{k2},0)LR} \phi_{\uparrow\downarrow}^{(0,0)qq} \\ & \left. - \delta_{n1}\delta_{k1} \left\{ \frac{\Lambda_-^2}{\Lambda_+} \Omega T \sum_{qq'} \eta_q \eta_{q'} (\alpha_{\text{ex}}^{qq})^2 (\alpha_{\text{ex}}^{q'q'})^2 \phi_{\uparrow\downarrow}^{(0,0)qq} \phi_{\uparrow\downarrow}^{(0,0)q'q'} - \Lambda_+ \sum_q (\alpha_{\text{ex}}^{qq})^2 \phi_{\uparrow\downarrow}^{(0,0)qq} \right\} \right]. \quad (\text{B29}) \end{aligned}$$

As previously, it can also be easily checked that the Onsager relation holds.

-
- [1] R. Barnard, *Thermoelectricity in Metals and Alloys* (Taylor & Francis, London, 1972).
 - [2] H. Van Houten, L. Molenkamp, C. Beenakker, and C. Foxon, *Semicond. Sci. Technol.* **7**, B215 (1992).
 - [3] J. Malen, S. Yee, A. Majumdar, and R. Segalman, *Chem. Phys. Lett.* **491**, 109 (2010).
 - [4] Y. Dubi and M. Di Ventra, *Rev. Mod. Phys.* **83**, 131 (2011).
 - [5] S. Goennenwein and G. Bauer, *Nat. Nanotechnol.* **7**, 145 (2012).
 - [6] G. Bauer, E. Saitoh, and B. van Wees, *Nat. Mater.* **11**, 391 (2012).
 - [7] G. E. W. Bauer, in *Spin Current*, edited by S. Maekawa, S. Valenzuela, E. Saitoh, and T. Kimura (Oxford University Press, Oxford, 2012), Chap. 9.
 - [8] A. D. Smith, M. Tinkham, and W. J. Skocpol, *Phys. Rev. B* **22**, 4346 (1980).
 - [9] M. Johnson and R. H. Silsbee, *Phys. Rev. B* **35**, 4959 (1987).
 - [10] U. Sivan and Y. Imry, *Phys. Rev. B* **33**, 551 (1986).
 - [11] A. Staring, L. Molenkamp, B. Alphenaar, H. Van Houten, O. Buyk, M. Mabesoone, C. Beenakker, and C. Foxon, *Europhys. Lett.* **22**, 57 (1993).
 - [12] L. Molenkamp, A. Staring, B. Alphenaar, H. Van Houten, and C. Beenakker, *Semicond. Sci. Technol.* **9**, 903 (1994).
 - [13] S. F. Godijn, S. Möller, H. Buhmann, L. W. Molenkamp, and S. A. van Langen, *Phys. Rev. Lett.* **82**, 2927 (1999).
 - [14] R. Scheibner, H. Buhmann, D. Reuter, M. N. Kiselev, and L. W. Molenkamp, *Phys. Rev. Lett.* **95**, 176602 (2005).
 - [15] R. Scheibner, E. G. Novik, T. Borzenko, M. König, D. Reuter, A. D. Wieck, H. Buhmann, and L. W. Molenkamp, *Phys. Rev. B* **75**, 041301 (2007).
 - [16] C. J. W. Beenakker and A. A. M. Staring, *Phys. Rev. B* **46**, 9667 (1992).

- [17] M. Turek and K. A. Matveev, *Phys. Rev. B* **65**, 115332 (2002).
- [18] J. Koch, F. von Oppen, Y. Oreg, and E. Sela, *Phys. Rev. B* **70**, 195107 (2004).
- [19] Y. Dubi and M. DiVentra, *Phys. Rev. B* **79**, 081302 (2009).
- [20] M. Leijnse, M. R. Wegewijs, and K. Flensberg, *Phys. Rev. B* **82**, 045412 (2010).
- [21] M. Wierzbicki and R. Świrkowicz, *Phys. Lett. A* **375**, 609 (2011).
- [22] D. Sánchez and L. Serra, *Phys. Rev. B* **84**, 201307 (2011).
- [23] B. Muralidharan and M. Grifoni, *Phys. Rev. B* **85**, 155423 (2012).
- [24] D. Sánchez and R. López, *Phys. Rev. Lett.* **110**, 026804 (2013).
- [25] S. Svensson, E. Hoffmann, N. Nakpathomkun, P. Wu, H. Xu, H. Nilsson, D. Sánchez, V. Kashcheyevs, and H. Linke, *New J. Phys.* **15**, 105011 (2013).
- [26] D. Boese and R. Fazio, *Europhys. Lett.* **56**, 576 (2001).
- [27] A. V. Andreev and K. A. Matveev, *Phys. Rev. Lett.* **86**, 280 (2001).
- [28] K. A. Matveev and A. V. Andreev, *Phys. Rev. B* **66**, 045301 (2002).
- [29] M. Krawiec and K. I. Wysokiński, *Phys. Rev. B* **73**, 075307 (2006).
- [30] T. A. Costi and V. Zlatić, *Phys. Rev. B* **81**, 235127 (2010).
- [31] T. K. T. Nguyen, M. N. Kiselev, and V. E. Kravtsov, *Phys. Rev. B* **82**, 113306 (2010).
- [32] I. Weymann and J. Barnaś, *Phys. Rev. B* **88**, 085313 (2013).
- [33] R. Žitko, J. Mravlje, A. Ramšak, and T. Rejec, *New J. Phys.* **15**, 105023 (2013).
- [34] L. Bell, *Science* **321**, 1457 (2008).
- [35] P. Reddy, S.-Y. Jang, R. Segalman, and A. Majumdar, *Science* **315**, 1568 (2007).
- [36] K. Baheti, J. Malen, P. Doak, P. Reddy, S.-Y. Jang, T. Tilley, A. Majumdar, and R. Segalman, *Nano Lett.* **8**, 715 (2008).
- [37] J. Malen, P. Doak, K. Baheti, T. Tilley, R. Segalman, and A. Majumdar, *Nano Lett.* **9**, 1164 (2009).
- [38] J. Malen, P. Doak, K. Baheti, T. Tilley, A. Majumdar, and R. Segalman, *Nano Lett.* **9**, 3406 (2009).
- [39] A. Tan, S. Sadat, and P. Reddy, *App. Phys. Lett.* **96**, 013110 (2010).
- [40] J. Widawsky, P. Darancet, J. Neaton, and L. Venkataraman, *Nano Lett.* **12**, 354 (2011).
- [41] S. Yee, J. Malen, A. Majumdar, and R. Segalman, *Nano Lett.* **11**, 4089 (2011).
- [42] C. Evangeli, K. Gillemot, E. Leary, M. González, G. Rubio-Bollinger, C. J. Lambert, and N. Agraït, *Nano Lett.* **13**, 2141 (2013).
- [43] M. Paulsson and S. Datta, *Phys. Rev. B* **67**, 241403 (2003).
- [44] D. Segal, *Phys. Rev. B* **72**, 165426 (2005).
- [45] J. Bergfield and C. Stafford, *Nano Lett.* **9**, 3072 (2009).
- [46] J. P. Bergfield and C. A. Stafford, *Phys. Rev. B* **79**, 245125 (2009).
- [47] Y. Dubi, *New J. Phys.* **15**, 105004 (2013).
- [48] M. G. Vavilov and A. D. Stone, *Phys. Rev. B* **72**, 205107 (2005).
- [49] Y. Ahmadian, G. Catelani, and I. L. Aleiner, *Phys. Rev. B* **72**, 245315 (2005).
- [50] P. Murphy, S. Mukerjee, and J. Moore, *Phys. Rev. B* **78**, 161406 (2008).
- [51] B. Kubala, J. König, and J. Pekola, *Phys. Rev. Lett.* **100**, 066801 (2008).
- [52] J. Xiao, G. E. W. Bauer, K.-c. Uchida, E. Saitoh, and S. Maekawa, *Phys. Rev. B* **81**, 214418 (2010).
- [53] H. Adachi, J.-i. Ohe, S. Takahashi, and S. Maekawa, *Phys. Rev. B* **83**, 094410 (2011).
- [54] H. Adachi, K. Uchida, E. Saitoh, and S. Maekawa, *Rep. Prog. Phys.* **76**, 036501 (2013).
- [55] K. Uchida, S. Takahashi, K. Harii, J. Ieda, W. Koshibae, K. Ando, S. Maekawa, and E. Saitoh, *Nature (London)* **455**, 778 (2008).
- [56] K. Uchida, T. Ota, K. Harii, S. Takahashi, S. Maekawa, Y. Fujikawa, and E. Saitoh, *Solid State Commun.* **150**, 524 (2010).
- [57] S. Bosu, Y. Sakuraba, K. Uchida, K. Saito, T. Ota, E. Saitoh, and K. Takanashi, *Phys. Rev. B* **83**, 224401 (2011).
- [58] C. Jaworski, J. Yang, S. Mack, D. Awschalom, J. Heremans, and R. Myers, *Nat. Mater.* **9**, 898 (2010).
- [59] K. Uchida, J. Xiao, H. Adachi, J. Ohe, S. Takahashi, J. Ieda, T. Ota, Y. Kajiwara, H. Umezawa, H. Kawai, G. E. W. Bauer, S. Maekawa, and E. Saitoh, *Nat. Mater.* **9**, 894 (2010).
- [60] K. Uchida, H. Adachi, T. Ota, H. Nakayama, S. Maekawa, and E. Saitoh, *Appl. Phys. Lett.* **97**, 172505 (2010).
- [61] J.-C. Le Breton, S. Sharma, H. Saito, S. Yuasa, and R. Jansen, *Nature (London)* **475**, 82 (2011).
- [62] M. Walter, J. Walowski, V. Zbarsky, M. Münzenberg, M. Schäfers, D. Ebke, G. Reiss, A. Thomas, P. Peretzki, M. Seibt, J. Moodera, M. Czerner, M. Bachmann, and C. Heiliger, *Nat. Mater.* **10**, 742 (2011).
- [63] W. Lin, M. Hehn, L. Chaput, B. Negulescu, S. Andrieu, F. Montaigne, and S. Mangin, *Nat. Commun.* **3**, 744 (2012).
- [64] N. Liebing, S. Serrano-Guisan, K. Rott, G. Reiss, J. Langer, B. Ocker, and H. W. Schumacher, *Phys. Rev. Lett.* **107**, 177201 (2011).
- [65] F. K. Dejene, J. Flipse, and B. J. van Wees, *Phys. Rev. B* **86**, 024436 (2012).
- [66] J. Flipse, F. Bakker, A. Slachter, F. Dejene, and B. van Wees, *Nat. Nanotechnol.* **7**, 166 (2012).
- [67] F. L. Bakker, A. Slachter, J.-P. Adam, and B. J. van Wees, *Phys. Rev. Lett.* **105**, 136601 (2010).
- [68] M. Erekhinsky, F. Casanova, I. Schuller, and A. Sharoni, *Appl. Phys. Lett.* **100**, 212401 (2012).
- [69] L. Gravier, S. Serrano-Guisan, F. Reuse, and J.-P. Ansermet, *Phys. Rev. B* **73**, 024419 (2006).
- [70] L. Gravier, S. Serrano-Guisan, F. Reuse, and J.-P. Ansermet, *Phys. Rev. B* **73**, 052410 (2006).
- [71] J. Shi, K. Pettit, E. Kita, S. S. P. Parkin, R. Nakatani, and M. B. Salamon, *Phys. Rev. B* **54**, 15273 (1996).
- [72] Z.-C. Wang, G. Su, and S. Gao, *Phys. Rev. B* **63**, 224419 (2001).
- [73] E. McCann and V. I. Fal'ko, *Phys. Rev. B* **66**, 134424 (2002).
- [74] E. McCann and V. Fal'ko, *Appl. Phys. Lett.* **81**, 3609 (2002).
- [75] R. Jansen, A. M. Deac, H. Saito, and S. Yuasa, *Phys. Rev. B* **85**, 094401 (2012).
- [76] M. Hatami, G. E. W. Bauer, Q. Zhang, and P. J. Kelly, *Phys. Rev. B* **79**, 174426 (2009).
- [77] A. Slachter, F. Bakker, J.-P. Adam, and B. van Wees, *Nat. Phys.* **6**, 879 (2010).
- [78] R. Świrkowicz, M. Wierzbicki, and J. Barnaś, *Phys. Rev. B* **80**, 195409 (2009).
- [79] P. Trocha and J. Barnaś, *Phys. Rev. B* **85**, 085408 (2012).
- [80] T. Rejec, A. Ramšak, and J. H. Jefferson, *Phys. Rev. B* **65**, 235301 (2002).

- [81] D. G. Rothe, E. M. Hankiewicz, B. Trauzettel, and M. Guigou, *Phys. Rev. B* **86**, 165434 (2012).
- [82] R.-Q. Wang, L. Sheng, R. Shen, B. Wang, and D. Y. Xing, *Phys. Rev. Lett.* **105**, 057202 (2010).
- [83] Z. Zhang, L. Jiang, R. Wang, B. Wang, and D. Xing, *Appl. Phys. Lett.* **97**, 242101 (2010).
- [84] M. Hatami, G. E. W. Bauer, Q. Zhang, and P. J. Kelly, *Phys. Rev. Lett.* **99**, 066603 (2007).
- [85] H. Yu, S. Granville, D. P. Yu, and J.-Ph. Ansermet, *Phys. Rev. Lett.* **104**, 146601 (2010).
- [86] F. Dejene, J. Flipse, G. Bauer, and B. J. van Wees, *Nat. Phys.* **9**, 636 (2013).
- [87] I. Vera-Marun, B. van Wees, and R. Jansen, *Phys. Rev. Lett.* **112**, 056602 (2014).
- [88] M. Misiorny and J. Barnaś, *Phys. Rev. B* **75**, 134425 (2007).
- [89] J. Fransson, *Nano Lett.* **9**, 2414 (2009).
- [90] F. Delgado, J. J. Palacios, and J. Fernández-Rossier, *Phys. Rev. Lett.* **104**, 026601 (2010).
- [91] H. Brune and P. Gambardella, *Surf. Sci.* **603**, 1812 (2009).
- [92] G. Mahan, *Many-particle Physics*, 2nd ed. (Plenum, New York, 1990).
- [93] M. Di Ventra, *Electrical Transport in Nanoscale Systems* (Cambridge University Press, New York, 2008).
- [94] S. Blundell and K. Blundell, *Concepts in Thermal Physics*, 2nd ed. (Oxford University Press, New York, 2010).
- [95] N. W. Ashcroft and N. D. Mermin, *Solid State Physics* (Holt, Rinehart and Winston, New York, 1976).
- [96] H. van Houten and C. Beenakker, *Phys. Today* **49**(7), 22 (1996).
- [97] P. C. van Son, H. van Kempen, and P. Wyder, *Phys. Rev. Lett.* **58**, 2271 (1987).
- [98] T. Valet and A. Fert, *Phys. Rev. B* **48**, 7099 (1993).
- [99] S. Gregory, *Phys. Rev. Lett.* **68**, 2070 (1992).
- [100] D. C. Ralph and R. A. Buhrman, *Phys. Rev. Lett.* **72**, 3401 (1994).
- [101] J. Park, A. Pasupathy, J. Goldsmith, C. Chang, Y. Yaish, J. Petta, M. Rinkoski, J. Sethna, H. Abruña, P. McEuen, and D. Ralph, *Nature (London)* **417**, 722 (2002).
- [102] W. Liang, M. P. Shores, M. Bockrath, J. Long, and H. Park, *Nature (London)* **417**, 725 (2002).
- [103] C. Hirjibehedin, C. Lin, A. Otte, M. Ternes, C. Lutz, B. Jones, and A. Heinrich, *Science* **317**, 1199 (2007).
- [104] F. Meier, L. Zhou, J. Wiebe, and R. Wiesendanger, *Science* **320**, 82 (2008).
- [105] S. Kahle, Z. Deng, N. Malinowski, C. Tonnoir, A. Forment-Aliaga, N. Thontasen, G. Rinke, D. Le, V. Turkowski, T. S. Rahman, S. Rauschenbach, M. Ternes, and K. Kern, *Nano Lett.* **12**, 518 (2012).
- [106] D. Gatteschi, R. Sessoli, and J. Villain, *Molecular Nanomagnets* (Oxford University Press, New York, 2006).
- [107] C. Romeike, M. R. Wegewijs, W. Hofstetter, and H. Schoeller, *Phys. Rev. Lett.* **96**, 196601 (2006).
- [108] C. Romeike, M. R. Wegewijs, and H. Schoeller, *Phys. Rev. Lett.* **96**, 196805 (2006).
- [109] J. Appelbaum, *Phys. Rev. Lett.* **17**, 91 (1966).
- [110] J. Appelbaum, *Phys. Rev.* **154**, 633 (1967).
- [111] G.-H. Kim and T.-S. Kim, *Phys. Rev. Lett.* **92**, 137203 (2004).
- [112] Z. Nussinov, M. F. Crommie, and A. V. Balatsky, *Phys. Rev. B* **68**, 085402 (2003).
- [113] L. Onsager, *Phys. Rev.* **37**, 405 (1931); **38**, 2265 (1931).
- [114] S. de Groot, *Thermodynamics of Irreversible Processes* (North-Holland, Amsterdam, 1951).
- [115] M. Tsaousidou and G. Triberis, *J. Phys.: Condens. Matter* **22**, 355304 (2010).
- [116] B. Dong and X. Lei, *J. Phys.: Condens. Matter* **14**, 11747 (2002).
- [117] A. Lunde and K. Flensberg, *J. Phys.: Condens. Matter* **17**, 3879 (2005).
- [118] Z. H. Zhang, Y. S. Gui, L. Fu, X. L. Fan, J. W. Cao, D. S. Xue, P. P. Freitas, D. Houssameddine, S. Hemour, K. Wu, and C.-M. Hu, *Phys. Rev. Lett.* **109**, 037206 (2012).
- [119] J. Teixeira, J. Costa, J. Ventura, M. Fernandez-Garcia, J. Azevedo, J. Araujo, J. Sousa, P. Wisniowski, S. Cardoso, and P. Freitas, *Appl. Phys. Lett.* **102**, 212413 (2013).
- [120] A. Boehnke, M. Walter, N. Roschewsky, T. Eggebrecht, V. Drewello, K. Rott, M. Münzenberg, A. Thomas, and G. Reiss, *Rev. Sci. Instrum.* **84**, 063905 (2013).
- [121] M. Czerner, M. Bachmann, and C. Heiliger, *Phys. Rev. B* **83**, 132405 (2011).
- [122] J. Ren, J. Fransson, and J.-X. Zhu, *Phys. Rev. B* **89**, 214407 (2014).