

Pion polarizabilities from a $\gamma\gamma \rightarrow \pi\pi$ analysisLing-Yun Dai^{1,2,3*} and M. R. Pennington^{4,5†}¹*Institute for Advanced Simulation, Institut für Kernphysik and Jülich Center for Hadron Physics, Forschungszentrum Jülich, D-52425 Jülich, Germany*²*Center for Exploration of Energy and Matter, Indiana University, Bloomington, Indiana 47403, USA*³*Physics Department, Indiana University, Bloomington, Indiana 47405, USA*⁴*Theory Center, Thomas Jefferson National Accelerator Facility, Newport News, Virginia 23606, USA*⁵*Physics Department, College of William & Mary, Williamsburg, Virginia 23187, USA*

(Received 17 November 2016; published 30 December 2016)

We present results for pion polarizabilities predicted using dispersion relations from our earlier amplitude analysis of world data on two photon production of meson pairs. The helicity-zero polarizabilities are rather stable and insensitive to uncertainties in cross-channel exchanges. The need is first to confirm the recent result on $(\alpha_1 - \beta_1)$ for the charged pion by COMPASS at CERN to an accuracy of 10% by measuring the $\gamma\gamma \rightarrow \pi^+\pi^-$ cross section to an uncertainty of 1%. Then the same polarizability, but for π^0 , is fixed to be $(\alpha_1 - \beta_1)_{\pi^0} = (0.9 \pm 0.2) \times 10^{-4} \text{ fm}^3$. By analyzing the correlation between uncertainties in the meson polarizability and those in $\gamma\gamma$ cross sections, we suggest experiments need to measure these cross sections between $\sqrt{s} \simeq 350$ and 600 MeV. The $\pi^0\pi^0$ cross section then makes the $(\alpha_2 - \beta_2)_{\pi^0}$ the easiest helicity-two polarizability to determine.

DOI: 10.1103/PhysRevD.94.116021

I. INTRODUCTION

There has long been interest in studying pion electromagnetic polarizabilities [1,2]: the electric polarizability α and the magnetic polarizability β . These characterize the pion's rigidity against deformation in an external electromagnetic field. The pion polarizability may also play an important role [3] in the hadronic light-by-light scattering contribution to $(g - 2)_\mu$ [4]. Compton scattering is the ideal way to test polarizabilities as the strong interaction is strong and so compacts quarks and gluons together to form a stiff hadron. Over the years this has motivated both experimental and theoretical efforts. On the theory side, chiral perturbation theory (χ PT) gives predictions calculated first to $\mathcal{O}(p^4)$ [1,5,6] and up to $\mathcal{O}(p^6)$ from [7,8]. On the experimental side, measurements have been made from the pion radiative scattering $\pi^-Z(A) \rightarrow \gamma\pi^-Z(A)$ by IHEP in Serpukhov, Russia [9], from radiative photoproduction on hydrogen $\gamma p \rightarrow \gamma\pi^+n$ by the Lebedev Physical Institute [10] and MAMI [11], and from $\pi^-Ni \rightarrow \gamma\pi^-Ni$ with COMPASS [12].

Recently a proposal has been accepted to study polarizabilities by measuring low energy $\gamma\gamma \rightarrow \pi^+\pi^-$ [13] in Hall D at Jefferson Lab. The issue is then how well such measurements determine the pion polarizability: reliability and accuracy. This is the issue we address here. In our previous work [14] we made a precise amplitude analysis of extant data on $\gamma\gamma \rightarrow \pi\pi$, $\bar{K}K$ up to $\sqrt{s} = 1.5$ GeV, and

built a dispersive way to calculate amplitudes in the low energy region. This makes a prediction of pion polarizability possible. The paper is organized as follows: in Sec. II we give the formalism for the underlying amplitudes and their relation to pion polarizabilities. In Sec. III we give our prediction for pion polarizabilities, and consider the correlation between the cross section and the pion polarizability to assess the energy domain where sensitivity is greatest. Finally we summarize.

II. FORMALISM FOR PION POLARIZABILITIES**A. Amplitudes**

As is well known, pion polarizabilities are determined by how the amplitudes for Compton scattering, $\gamma\pi \rightarrow \gamma\pi$, approach threshold. With Compton scattering in the t and u channels, threshold is the kinematic point $s = 0$, $t = u = m_\pi^2$. While exactly at this threshold the amplitudes are fixed by Low's low energy theorem and given by one pion exchange, the deviation from this Born amplitude as $s \rightarrow 0$ reflects the rigidity of the pion that define the polarizabilities. By crossing these are, of course, the $\gamma\gamma \rightarrow \pi\pi$ amplitudes continued to $s \rightarrow 0$ [2,8,15–17]. Dispersion relations provide the natural and effective way to continue the $\gamma\gamma$ amplitude analytically to this unphysical region. Here we use the partial wave dispersion relation established in [14], for $\mathcal{F}_{J\lambda}^I(s)$, the $\gamma\gamma \rightarrow \pi\pi$ amplitudes with definite $\pi\pi$ isospin I , spin J , and the photon helicity λ . $\mathcal{B}_{J\lambda}^I(s)$ denote the corresponding Born contributions. Each of the amplitudes $\mathcal{F}(s)$ has a phase $\varphi(s)$. From these we can define an Omnès function [18],

*l.dai@fz-juelich.de

†michaelp@jlab.org

$$\Omega_{J\lambda}^I(s) = \exp\left(\frac{s}{\pi} \int_{s_{\text{th}}}^{\infty} ds' \frac{\varphi_{J\lambda}^I(s')}{s'(s' - s)}\right). \quad (1)$$

Then using constraints such as Low's low energy theorem and the required threshold behavior, we can write dispersion relations for the partial waves. These have contributions from the right-hand (unitarity) cut and from

the left-hand cut (LHC). The latter is controlled by t - and u -channel exchanges, both single and multiparticle. This contribution is determined by the explicit one pion exchange Born amplitude, plus the rest which defines a contribution to $\mathcal{F}_{J\lambda}^I(s)$ that we call $\mathcal{L}_{J\lambda}^I(s)$.

For S -wave amplitudes, these have one subtraction usefully taken at $s = 0$ by considering $(\mathcal{F}(s) - \mathcal{B}(s))\Omega^{-1}(s)/s$:

$$\mathcal{F}_{00}^I(s) = \mathcal{B}_S^I(s) + b^I s \Omega_0^I(s) + \frac{s^2 \Omega_0^I(s)}{\pi} \int_L ds' \frac{\text{Im}[\mathcal{L}_{00}^I(s')]\Omega_0^I(s')^{-1}}{s'^2(s' - s)} - \frac{s^2 \Omega_0^I(s)}{\pi} \int_R ds' \frac{\mathcal{B}_S^I(s')\text{Im}[\Omega_0^I(s')^{-1}]}{s'^2(s' - s)}, \quad (2)$$

where the b^I (with $I = 0, 2$) are subtraction constants given by

$$\begin{aligned} b^{I=0} &= \frac{\sqrt{3}\Sigma(s_n) - \sqrt{6}\frac{m_\pi}{4\alpha}(\alpha_1 - \beta_1)_{\pi^+}\Omega_0^2(s_n)}{\Omega_0^0(s_n) + 2\Omega_0^2(s_n)}, \\ b^{I=2} &= \frac{-\sqrt{6}\Sigma(s_n) - \sqrt{3}\frac{m_\pi}{4\alpha}(\alpha_1 - \beta_1)_{\pi^+}\Omega_0^0(s_n)}{\Omega_0^0(s_n) + 2\Omega_0^2(s_n)}, \end{aligned} \quad (3)$$

with

$$\begin{aligned} \Sigma(s) &= -\sqrt{\frac{1}{3}} \frac{s_n \Omega^{I=0}(s_n)}{\pi} \left(\int_R ds' \frac{\sqrt{\frac{2}{3}} \mathcal{B}_S(s) \text{Im}[\Omega_0^0(s')^{-1}]}{s'^2(s' - s)} + \int_L ds' \frac{\text{Im}[\mathcal{L}_{00}^0(s')]\Omega_0^0(s')^{-1}}{s'^2(s' - s)} \right) \\ &+ \sqrt{\frac{2}{3}} \frac{s_n \Omega^{I=2}(s_n)}{\pi} \left(\int_R ds' \frac{\sqrt{\frac{1}{3}} \mathcal{B}_S(s) \text{Im}[\Omega_0^2(s')^{-1}]}{s'^2(s' - s)} + \int_L ds' \frac{\text{Im}[\mathcal{L}_{00}^2(s')]\Omega_0^2(s')^{-1}}{s'^2(s' - s)} \right). \end{aligned}$$

$s = s_n$ is the position of the Adler zero in the $\gamma\gamma \rightarrow \pi^0\pi^0$ S -wave. Its position is at $s_n = (1 \pm 0.2)m_\pi^2$, from χ PT. For waves with higher spin, i.e. $J > 0$, we write unsubtracted dispersion relations for $(\mathcal{F}(s) - \mathcal{B}(s))\Omega^{-1}(s)/s^n(s - 4m_\pi^2)^{J/2}$:

$$\begin{aligned} \mathcal{F}_{J\lambda}^I(s) &= \mathcal{B}_{J\lambda}^I(s) + \frac{s^n(s - 4m_\pi^2)^{J/2}}{\pi} \Omega_J^I(s) \int_L ds' \frac{\text{Im}[\mathcal{L}_{J\lambda}^I(s')]\Omega_J^I(s')^{-1}}{s'^n(s' - 4m_\pi^2)^{J/2}(s' - s)} \\ &- \frac{s^n(s - 4m_\pi^2)^{J/2}}{\pi} \Omega_J^I(s) \int_R ds' \frac{\mathcal{B}_{J\lambda}^I(s')\text{Im}[\Omega_J^I(s')^{-1}]}{s'^n(s' - 4m_\pi^2)^{J/2}(s' - s)}, \end{aligned} \quad (4)$$

where $n = 2 - \lambda/2$. As we will discuss later, the polarizabilities are related to b^I and $\mathcal{R}_{J\lambda}^I(s)$ [see Eqs. (11) and (A1)].

B. Left-hand cut contribution from single particle exchange

An idea of what the left-hand cut looks like can be estimated by considering single particle exchanges [14,19–21]. Of course, single particle exchange in the $\gamma\gamma$ process is a resonance in Compton scattering. We list the imaginary parts, required in evaluating Eqs. (2) and (4), from ρ , ω , b_1 , h_1 , a_1 , and an effective tensor resonance T :

$$\begin{aligned} \text{Im}\mathcal{L}_{J\lambda}^{0\ R\chi T}(s) &= -\sqrt{\frac{3}{2}}\text{Im}\mathcal{L}_{\rho,J\lambda}(s) - \sqrt{\frac{1}{6}}\text{Im}\mathcal{L}_{\omega,J\lambda}(s) - \sqrt{\frac{3}{2}}\text{Im}\mathcal{L}_{b_1,J\lambda}(s) \\ &- \sqrt{\frac{1}{6}}\text{Im}\mathcal{L}_{h_1,J\lambda}(s) - \sqrt{\frac{2}{3}}\text{Im}\mathcal{L}_{a_1}(s) + \text{Im}\mathcal{L}_{T,J\lambda}(s), \\ \text{Im}\mathcal{L}_{J\lambda}^{2\ R\chi T}(s) &= \sqrt{\frac{1}{3}}\text{Im}\mathcal{L}_{\omega,J\lambda}(s) + \sqrt{\frac{1}{3}}\text{Im}\mathcal{L}_{h_1,J\lambda}(s) - \sqrt{\frac{1}{3}}\text{Im}\mathcal{L}_{a_1,J\lambda}(s) + \text{Im}\mathcal{L}_{T,J\lambda}(s), \end{aligned} \quad (5)$$

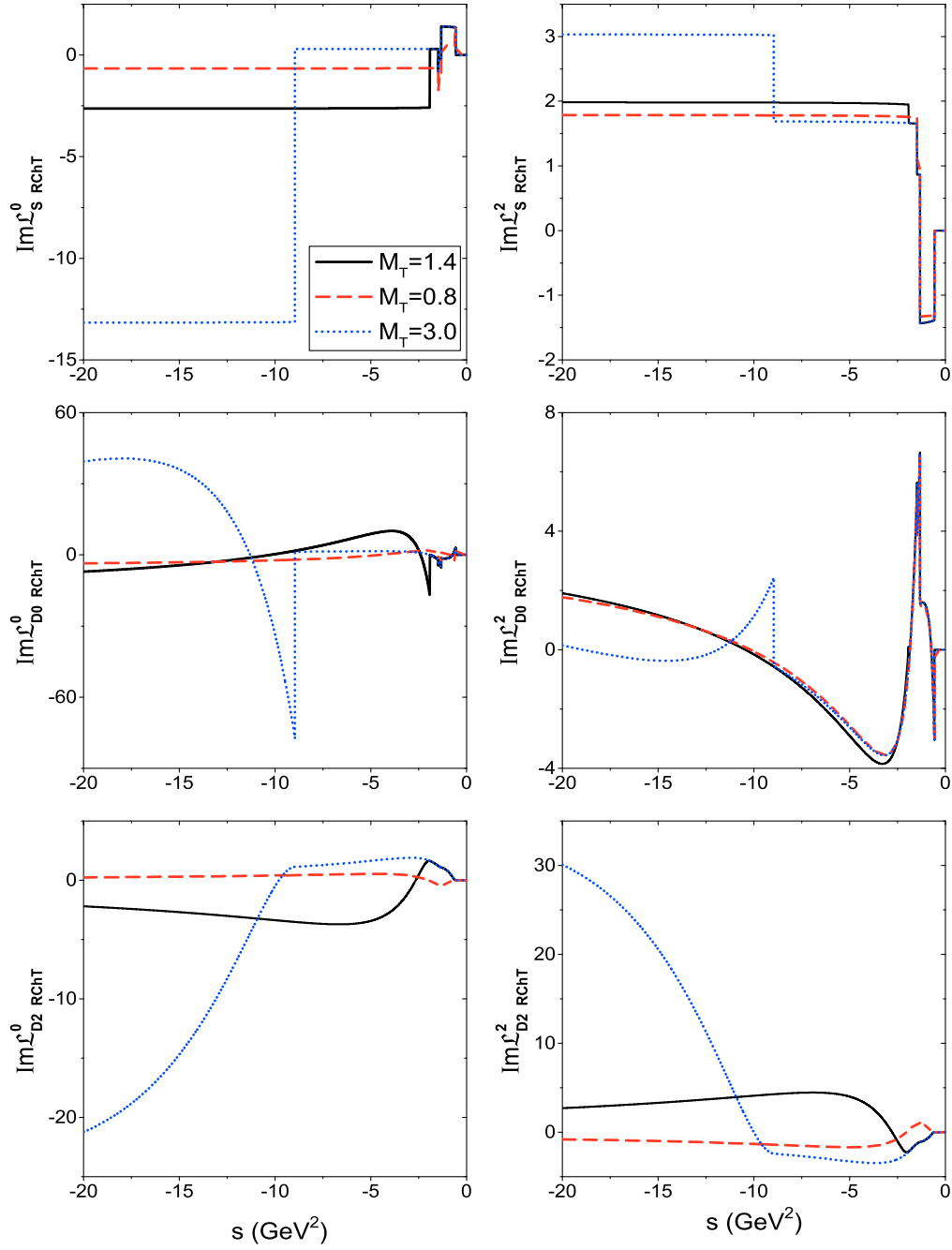


FIG. 1. Left-hand cut modeled by single particle exchanges ρ , ω , b_1 , h_1 , a_1 , and the tensor T . The mass of the “effective” tensor resonance (M_T) is set to 1.4, 0.8, 3.0 GeV for the solid black, dashed red, and dotted blue lines, respectively.

where, with M_R , the mass of the resonance in the Compton channel, and

$$\begin{aligned} \text{Im}\mathcal{L}_{R,S}(s) &= -N_{J\lambda}^R \pi C_R^2 M_R^2 / \rho(s), \\ \text{Im}\mathcal{L}_{R,D0}(s) &= \sqrt{5} N_{J\lambda}^R \pi C_R^2 M_R^2 [1 - 3X^2(M_R, s)] / 2\rho(s), \\ \text{Im}\mathcal{L}_{R,D2}(s) &= \sqrt{30} N_{J\lambda}^R \pi C_R^2 s \rho(s) [1 - X^2(M_R, s)]^2 / 16, \end{aligned} \quad (6)$$

$$\begin{aligned} X(M, s) &= \frac{2M^2 - 2m_\pi^2 + s}{s\rho(s)}, \\ \text{with } \rho(s) &= \sqrt{1 - 4m_\pi^2/s}. \end{aligned} \quad (7)$$

Note that the normalization factors $N_{J\lambda}^R$ are as follows:

$$\begin{aligned}
N_{J0,J2}^{\omega} &= 1, & N_{J0,J2}^{\rho} &= \frac{1}{9}, & N_{J0}^{a_1} &= \frac{1}{4}, & N_{J2}^{a_1} &= -\frac{1}{4}, \\
N_{J0}^{b_1} &= -\frac{1}{36}, & N_{J2}^{b_1} &= \frac{1}{36}, & N_{J0}^{h_1} &= -\frac{1}{4}, & N_{J2}^{h_1} &= \frac{1}{4}.
\end{aligned}$$

The coefficients of C_R are fixed from the decay widths $R \rightarrow \pi\gamma$ [14]. The couplings of the effective T -exchange are fixed by demanding that the sum of the exchange contributions cancel when $s \rightarrow \infty$. This is why C_T^2 can be negative:

$$\begin{aligned}
C_{\rho} &= 1.25 \pm 0.08, & C_{\omega} &= 1.15 \pm 0.02, & C_{a_1} &= 1.08 \pm 0.21, & C_{b_1,h_1} &= 1.95 \pm 0.25, \\
C_T^2(0S0) &= 0.477, & C_T^2(0D0) &= 1.403, & C_T^2(0D2) &= 0.354, \\
C_T^2(2S0) &= -0.048, & C_T^2(2D0) &= -0.053, & C_T^2(2D2) &= -0.509,
\end{aligned}$$

with C_R given in units of GeV^{-1} . The resulting left-hand cut terms are then shown in Fig. 1. Changing the mass of the effective resonance T from 0.8 to 3.0 GeV, the left-hand cut contributions vary little for the isospin two S -waves and D_0 -waves. This is a consequence of the coefficients C_T^2 being rather small for these two waves. The difference in contributions is shown in Fig. 1.

C. Pion polarizabilities

From our two photon partial wave amplitudes, we have scattering amplitudes for $\gamma\gamma \rightarrow \pi\pi$,

$$\begin{aligned}
M_{++}(s, \theta, \phi) &= e^2 \sqrt{16\pi} \sum_{J \geq 0} F_{J0}(s) Y_{J0}(\theta, \phi), \\
M_{+-}(s, \theta, \phi) &= e^2 \sqrt{16\pi} \sum_{J \geq 2} F_{J2}(s) Y_{J2}(\theta, \phi),
\end{aligned} \tag{8}$$

with

$$Y_{Jm}(\theta, \phi) = \sqrt{\frac{(2J+1)(J-|m|)!}{4\pi(J+|m|)!}} P_J^{|m|}(\cos \theta) e^{im\phi}, \tag{9}$$

where θ and ϕ are the scattering (and azimuthal) angles in the x - z plane. From these amplitudes we form the isospin combinations that correspond to whether the pions are neutral or charged to give $M_{J\lambda}^{n,c}$, respectively. Continuing these to the unphysical region using the Lorentz invariants s , t relates these at $s = 0$ to the polarizabilities, so that

$$\begin{aligned}
M_{++}^n(s, \theta = \pi/2, \phi = 0) &= e^2 \sqrt{16\pi} \frac{m_{\pi}}{4\alpha} \left(s(\alpha_1 - \beta_1)_{\pi^0} + \frac{s^2}{12} (\alpha_2 - \beta_2)_{\pi^0} \right), \\
M_{+-}^n(s, \theta = \pi/2, \phi = 0) &= e^2 \sqrt{16\pi} \frac{m_{\pi}}{4\alpha} \left(-s(\alpha_1 + \beta_1)_{\pi^0} - \frac{s^2}{12} (\alpha_2 + \beta_2)_{\pi^0} \right), \\
M_{++}^c(s, \theta = \pi/2, \phi = 0) &= e^2 \sqrt{16\pi} \left(B_{++} + \frac{m_{\pi}}{4\alpha} [s(\alpha_1 - \beta_1)_{\pi^+} + \frac{s^2}{12} (\alpha_2 - \beta_2)_{\pi^+}] \right), \\
M_{+-}^c(s, \theta = \pi/2, \phi = 0) &= e^2 \sqrt{16\pi} \left(B_{+-} - \frac{m_{\pi}}{4\alpha} [s(\alpha_1 + \beta_1)_{\pi^+} + \frac{s^2}{12} (\alpha_2 + \beta_2)_{\pi^+}] \right).
\end{aligned} \tag{10}$$

Using the dispersive contributions specified by the cross-channel exchanges from Eq. (5) to define reduced amplitudes $\mathcal{R}_{J\lambda}^I(s)$ given in the Appendix, Eqs. (A1) and (A2), we can rewrite our amplitudes of Eqs. (2) and (4) to obtain the polarizabilities. This has already been discussed in [21] considering twice or once subtracted dispersion relations, and in [22] by solving the Roy-Steiner equations. However, here we only use once subtracted dispersion relations for S -waves and unsubtracted ones for D -waves. As we will discuss later, this makes it possible to predict the polarizabilities with fewer unknown constants, and provides a tighter connection between these and the two photon cross sections. One has¹

¹We note that in Ref. [21], the authors missed the $d^{(I)}$ term of $(\alpha_2 + \beta_2)_{\pi^+, \pi^0}^I$ in their Eq. (69), which corresponds to the first two terms in our representation.

TABLE I. Polarizabilities predicted in models I–V defined in the text. The highlighted numbers are inputs specifying the particular model in that column. The final column is for a χ PT + resonance model. The π^+ results are from [8], while those for π^0 are from [25] and in square brackets from [26]. The units of dipole and quadrupole polarizabilities are in units of 10^{-4} fm^3 and 10^{-4} fm^5 , respectively. λ is the total helicity of the two photon system.

Polarizabilities $\lambda = 0$	Model I	Model II	Model III	Model IV	Model V	χ PT + resonance model
$(\alpha_1 - \beta_1)_{\pi^+}$	$4.0 \pm 1.2 \pm 1.4$	0.0	11.6	4.0	4.0	5.7 ± 1.0
$(\alpha_2 - \beta_2)_{\pi^+}$	15.7 ± 1.1	13.0 ± 1.1	20.9 ± 1.1	13.2 ± 3.4	18.1 ± 2.5	$16.2[21.6]$
$(\alpha_1 - \beta_1)_{\pi^0}$	-0.9 ± 0.2	-0.8 ± 0.1	-1.1 ± 0.2	-0.8 ± 0.2	-1.0 ± 0.2	-1.9 ± 0.2
$(\alpha_2 - \beta_2)_{\pi^0}$	20.6 ± 0.8	17.8 ± 0.8	26.0 ± 0.8	18.6 ± 2.4	22.4 ± 1.8	37.6 ± 3.3
$\lambda = 2$						
$(\alpha_1 + \beta_1)_{\pi^+}$	0.26 ± 0.07	0.26 ± 0.07	0.26 ± 0.07	0.17 ± 0.51	0.42 ± 0.22	$0.16[0.16]$
$(\alpha_2 + \beta_2)_{\pi^+}$	-1.4 ± 0.5	-1.4 ± 0.5	-1.4 ± 0.5	-0.9 ± 3.5	-2.4 ± 1.5	-0.001
$(\alpha_1 + \beta_1)_{\pi^0}$	0.60 ± 0.06	0.60 ± 0.06	0.60 ± 0.06	-0.04 ± 0.52	0.90 ± 0.17	1.1 ± 3.3
$(\alpha_2 + \beta_2)_{\pi^0}$	-3.7 ± 0.4	-3.7 ± 0.4	-3.7 ± 0.4	0.4 ± 3.4	-5.5 ± 1.1	0.04

$$\begin{aligned}
(\alpha_1 - \beta_1)_{\pi^+} &= \frac{4\alpha}{m_\pi} \left(-\sqrt{\frac{2}{3}} b^{I=0} - \sqrt{\frac{1}{3}} b^{I=2} \right), \\
(\alpha_2 - \beta_2)_{\pi^+} &= \frac{48\alpha}{m_\pi} \left(-\sqrt{\frac{2}{3}} b^{I=0} \frac{d\Omega_0^{I=0}(0)}{ds} - \sqrt{\frac{1}{3}} b^{I=2} \frac{d\Omega_0^{I=2}(0)}{ds} - \sqrt{\frac{2}{3}} \mathcal{R}_{00}^{I=0}(s) - \sqrt{\frac{1}{3}} \mathcal{R}_{00}^{I=2}(s) \right), \\
&\quad + 96\sqrt{5}\alpha m_\pi \left(-\sqrt{\frac{2}{3}} \mathcal{R}_{20}^{I=0}(s) - \sqrt{\frac{1}{3}} \mathcal{R}_{20}^{I=2}(s) \right), \\
(\alpha_1 - \beta_1)_{\pi^0} &= \frac{4\alpha}{m_\pi} \left(-\sqrt{\frac{1}{3}} b^{I=0} + \sqrt{\frac{2}{3}} b^{I=2} \right), \\
(\alpha_2 - \beta_2)_{\pi^0} &= \frac{48\alpha}{m_\pi} \left(-\sqrt{\frac{1}{3}} b^{I=0} \frac{d\Omega_{00}^{I=0}(0)}{ds} + \sqrt{\frac{2}{3}} b^{I=2} \frac{d\Omega_{00}^{I=2}(0)}{ds} - \sqrt{\frac{1}{3}} \mathcal{R}_{00}^{I=0}(s) + \sqrt{\frac{2}{3}} \mathcal{R}_{00}^{I=2}(s) \right), \\
&\quad + 96\sqrt{5}\alpha m_\pi \left(-\sqrt{\frac{1}{3}} \mathcal{R}_{20}^{I=0}(s) + \sqrt{\frac{2}{3}} \mathcal{R}_{20}^{I=2}(s) \right), \\
(\alpha_1 + \beta_1)_{\pi^+} &= 4\sqrt{30}\alpha m_\pi \left(-\sqrt{\frac{2}{3}} \mathcal{R}_{22}^{I=0}(0) - \sqrt{\frac{1}{3}} \mathcal{R}_{22}^{I=2}(0) \right), \\
(\alpha_2 + \beta_2)_{\pi^+} &= \frac{-12\sqrt{30}\alpha}{m_\pi} \left(-\sqrt{\frac{2}{3}} \mathcal{R}_{22}^{I=0}(0) - \sqrt{\frac{1}{3}} \mathcal{R}_{22}^{I=2}(0) + 4m_\pi^2 \sqrt{\frac{2}{3}} \mathcal{R}_{22}^{I=0}(0) \frac{d\Omega_{22}^{I=0}(0)}{ds} \right. \\
&\quad \left. + 4m_\pi^2 \sqrt{\frac{1}{3}} \mathcal{R}_{22}^{I=2}(0) \frac{d\Omega_{22}^{I=2}(0)}{ds} + 4m_\pi^2 \sqrt{\frac{2}{3}} \mathcal{R}_{22}^{I=0}(0) + 4m_\pi^2 \sqrt{\frac{1}{3}} \mathcal{R}_{22}^{I=2}(0) \right), \\
(\alpha_1 + \beta_1)_{\pi^0} &= 4\sqrt{30}\alpha m_\pi \left(-\sqrt{\frac{1}{3}} \mathcal{R}_{22}^{I=0}(0) + \sqrt{\frac{2}{3}} \mathcal{R}_{22}^{I=2}(0) \right), \\
(\alpha_2 + \beta_2)_{\pi^0} &= \frac{-12\sqrt{30}\alpha}{m_\pi} \left(-\sqrt{\frac{1}{3}} \mathcal{R}_{22}^{I=0}(0) + \sqrt{\frac{2}{3}} \mathcal{R}_{22}^{I=2}(0) + 4m_\pi^2 \sqrt{\frac{1}{3}} \mathcal{R}_{22}^{I=0}(0) \frac{d\Omega_{22}^{I=0}(0)}{ds} \right. \\
&\quad \left. - 4m_\pi^2 \sqrt{\frac{2}{3}} \mathcal{R}_{22}^{I=2}(0) \frac{d\Omega_{22}^{I=2}(0)}{ds} + 4m_\pi^2 \sqrt{\frac{1}{3}} \mathcal{R}_{22}^{I=0}(0) - 4m_\pi^2 \sqrt{\frac{2}{3}} \mathcal{R}_{22}^{I=2}(0) \right). \tag{11}
\end{aligned}$$

Notice that for higher partial waves with $J \geq 4$, the Born terms are expected to be an adequate approximation and so they make no contribution to the pion polarizabilities. While polarizabilities encode the approach to the one pion exchange Born amplitude for Compton scattering at

threshold, this does not mean it is independent of the Born amplitude. This is because in some key channels it is the modifications to the Born amplitude from the $\pi\pi$ final state interaction that unitarity imposes which control the low energy $\gamma\gamma \rightarrow \pi\pi$ process. These final state interactions

are particularly important in the $I = 0$ channel. These appear in the reduced amplitudes $\mathcal{R}_{B'_{J\lambda}}(s)$ above and are defined in the Appendix equation (A2).

III. PION POLARIZABILITIES

A. Pion polarizabilities from dispersion relations

All the Omnès functions of Eqs. (2) and (4) are fixed from our previous analysis [14]. For left-hand cut contributions we use the “single particle exchange” model of Sec. II B. This should provide an adequate representation at low energies of the effect of even multiparticle exchange, like 2π , 3π , etc. To get an idea of the range of values for the polarizabilities we make a series of assumptions, motivated by experimental and theoretical results: these define models I–V.

- (i) Model I is defined by setting $(\alpha_1 - \beta_1)_{\pi^+} = (4.0 \pm 1.2 \pm 1.4) \times 10^{-4} \text{ fm}^3$, as given by the latest experiment [12]. We then obtain all the amplitudes and the pion polarizability.
 - (ii) Model II sets $(\alpha_1 - \beta_1)_{\pi^+} = 0$.
 - (iii) Model III is defined by setting $(\alpha_1 - \beta_1)_{\pi^+} = (11.6 \pm 1.5 \pm 3.0 \pm 0.5) \times 10^{-4} \text{ fm}^3$ from [11]. This is in accord with the value of $13.0 \times 10^{-4} \text{ fm}^3$, as calculated by [16].
 - (iv) Models IV and V are defined by setting $(\alpha_1 - \beta_1)_{\pi^+} = 4.0 \times 10^{-4} \text{ fm}^3$, but fixing the effective tensor exchange mass (M_T) to be 0.8 and 3 GeV, respectively, rather than 1.4 GeV as in models I–III.
- The estimates of the polarizability for each of these models are shown in Table I. The cross sections for charged and neutral dipion production from these models are shown in Fig. 2.

What these results teach is summarized here:

- (i) The first thing to note from Fig. 2 is that the model III input of $(\alpha_1 - \beta_1)_{\pi^+} = 11.6 \times 10^{-4} \text{ fm}^3$ of [11])

is excluded by the $\gamma\gamma \rightarrow \pi^0\pi^0$ data set of Crystal Ball [24]. Thus we do not consider model III further.

- (ii) Models I, II, IV, and V all essentially predict $(\alpha_1 - \beta_1)_{\pi^0} = (0.9 \pm 0.2) \times 10^{-4} \text{ fm}^3$. This is automatically fixed by constraints of the Adler zero and the input of $(\alpha_1 - \beta_1)_{\pi^+}$, see Eqs. (3) and (11). Otherwise, it is model independent.
- (iii) The relation between $(\alpha_1 - \beta_1)$ for the π^\pm and π^0 makes it possible to constrain the charged pion polarizability from $\gamma\gamma \rightarrow \pi^0\pi^0$ measurements and vice versa. In fact since our once or unsubtracted dispersion relations give a strong correlation between the two photon cross sections and all helicity-zero polarizabilities, fixing one precisely is sufficient to calculate all the others. The helicity-two polarizabilities are fixed, as in Table I.
- (iv) An attempt to reconcile the predictions in the rightmost column of Table I from chiral perturbation theory to $\mathcal{O}(p^6)$ with the data was carried out by Pasquini *et al.* [17] a decade ago. This gave a very wide range of values for the low energy $\gamma\gamma$ cross section. This range is explored in more detail here.
- (v) We find our prediction for $(\alpha_2 - \beta_2)_{\pi^0} \approx 20 \times 10^{-4} \text{ fm}^5$ is only half that predicted by the χ PT plus resonance model [25]. In contrast, we find $(\alpha_2 + \beta_2)_{\pi^+, \pi^0}$ are somewhat larger than other models. The reason is that these are particularly sensitive to LHC contributions from particle exchanges not covered by ρ , ω , b_1 , h_1 , and a_1 —see how they depend on variations in the mass of the effective tensor exchange among 0.8, 1.4, and 3 GeV (models IV, I, V). Moreover our Omnès function differs from other models for the $I = 2$ D-wave, as we use the phase and they use the phase shift [21]. As discussed

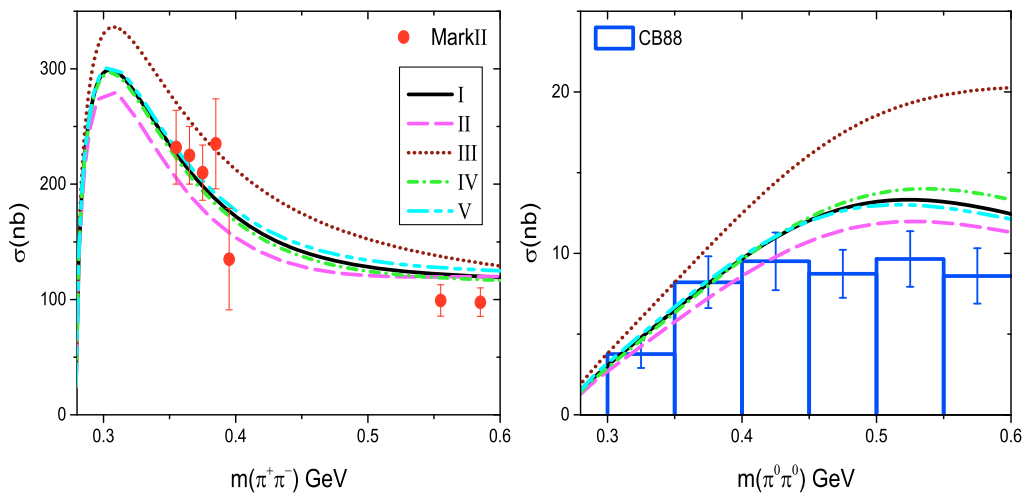


FIG. 2. The fits to the $\gamma\gamma \rightarrow \pi\pi$ cross section of the models I–V defined in the text. The Mark II [23] $\pi^+\pi^-$ data are integrated over $|\cos\theta| \leq 0.6$, while the Crystal Ball $\pi^0\pi^0$ results [24] are for $|\cos\theta| \leq 0.8$. Note that the scale of the cross sections on the left and right differ by more than an order of magnitude.

earlier [14], the phase is quite different from the phase shift for isospin two D -waves.

- (vi) We obtain $(\alpha_2 - \beta_2)_{\pi^+} = 15.7 \pm 1.1 \times 10^{-4} \text{ fm}^5$ in model I. This value is rather close to that in [22] from their sum rule for the $I = 2$ quadrupole polarizabilities deduced using the Roy-Steiner equations. This supports model I.
- (vii) We also note that in models II and III the helicity-two polarizability does not change, as these depend

on D -waves and b^I is the subtraction constant for the S -wave.

B. Error correlations between polarizabilities and $\gamma\gamma$ cross sections

Now let us give an estimate of the uncertainties by investigating the relation between polarizabilities and the $\gamma\gamma$ cross sections directly. The helicity-zero and/or -two amplitudes of charged and neutral pion production are given as

$$\begin{aligned}
 F_{++}^c(s, \theta, \phi) &= \left(B_S(s) - s \left[\sqrt{2/3} b^0 \Omega_S^0(s) + \sqrt{1/3} b^2 \Omega_S^2(s) \right] - s^2 \left[\sqrt{2/3} \Omega_S^0(s) R_{00}^0(s) + \sqrt{1/3} \Omega_S^2(s) R_{00}^2(s) \right] \right) \sqrt{\frac{1}{4\pi}} \\
 &\quad + (B_{D0}(s) - s^2(s - 4m_\pi^2) \left[\sqrt{2/3} \Omega_D^0(s) R_{D0}^0(s) + \sqrt{1/3} \Omega_D^2(s) R_{D0}^2(s) \right]) Y_{D0}(\theta, \phi) + \sum_{J \geq 4} B_{J0}(s) Y_{J0}(\theta, \phi), \\
 F_{+-}^c(s, \theta, \phi) &= \left(B_{D2}(s) - s(s - 4m_\pi^2) \left[\sqrt{2/3} \Omega_D^0(s) R_{D2}^0(s) + \sqrt{1/3} \Omega_D^2(s) R_{D2}^2(s) \right] \right) Y_{D2}(\theta, \phi) + \sum_{J \geq 4} B_{J2}(s) Y_{J2}(\theta, \phi), \\
 F_{++}^n(s, \theta, \phi) &= \left(s \left[-\sqrt{1/3} b^0 \Omega_S^0(s) + \sqrt{2/3} b^2 \Omega_S^2(s) \right] + s^2 \left[-\sqrt{1/3} \Omega_S^0(s) R_{00}^0(s) + \sqrt{2/3} \Omega_S^2(s) R_{00}^2(s) \right] \right) \sqrt{\frac{1}{4\pi}} \\
 &\quad + \left(s^2(s - 4m_\pi^2) \left[-\sqrt{1/3} \Omega_D^0(s) R_{D0}^0(s) + \sqrt{2/3} \Omega_D^2(s) R_{D0}^2(s) \right] \right) Y_{D0}(\theta, \phi), \\
 F_{+-}^n(s, \theta, \phi) &= \left(s(s - 4m_\pi^2) \left[-\sqrt{1/3} \Omega_D^0(s) R_{D2}^0(s) + \sqrt{2/3} \Omega_D^2(s) R_{D2}^2(s) \right] \right) Y_{D2}(\theta, \phi).
 \end{aligned} \tag{12}$$

For $\gamma\gamma \rightarrow \pi^+\pi^-$, because of the threshold factors, the LHCs will contribute just a little to the charged pion polarizability compared to the effect of the final state interaction that modifies the Born terms (mainly S - and D_2 -waves) in the low energy region. For $\gamma\gamma \rightarrow \pi^0\pi^0$, the S -wave dominates at low energy and the contribution of higher partial waves is small. The details are shown in Fig. 3.

As seen in Eq. (11), R_{00}^0 and R_{00}^2 are the dominant part of the polarizabilities $(\alpha_2 - \beta_2)_{\pi^+, \pi^0}$ and R_{22}^0 and R_{22}^2 dominate for $(\alpha_2 + \beta_2)_{\pi^+, \pi^0}$. That is to say, we can ignore the derivative part of the Omnès functions. Keeping these facts in mind and noting that when s is small the values of Omnès functions, as defined in Eq. (1), are very close to one, these can be set to unity in Eq. (12) to make the error

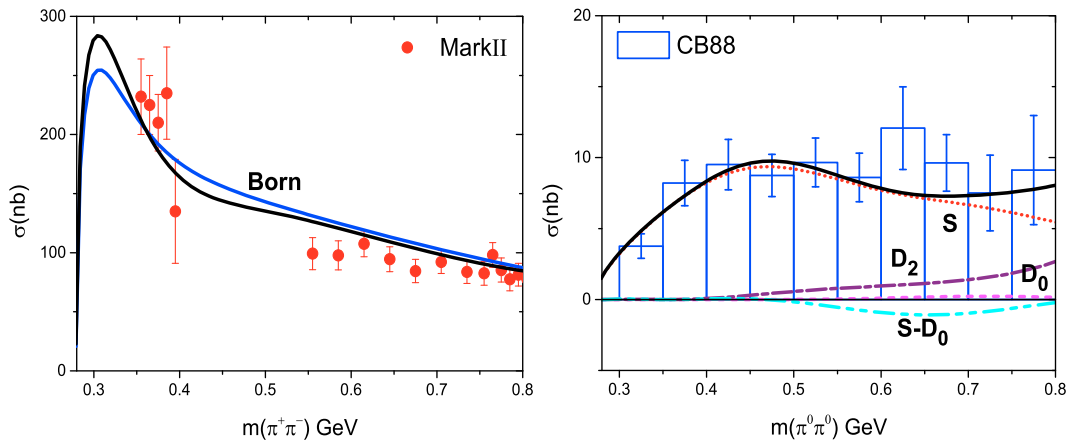


FIG. 3. The comparison of the Born terms, full amplitudes of $\gamma\gamma \rightarrow \pi^+\pi^-$, and the contribution of each partial wave to $\gamma\gamma \rightarrow \pi^0\pi^0$. The data are as shown in Fig. 2. The solid black line is the full amplitude from the amplitude analysis [14]. Note the differing scales of the cross sections on the left and right. Since the maximum value of $|\cos\theta| = z = 0.8$ for the neutral pion data, the $J \leq 2$ partial wave contributions come not only from $|S|^2$ and $|D_\lambda|^2$ (labeled for simplicity without their modulus squared), but also the S - D_0 interference, which is negative.

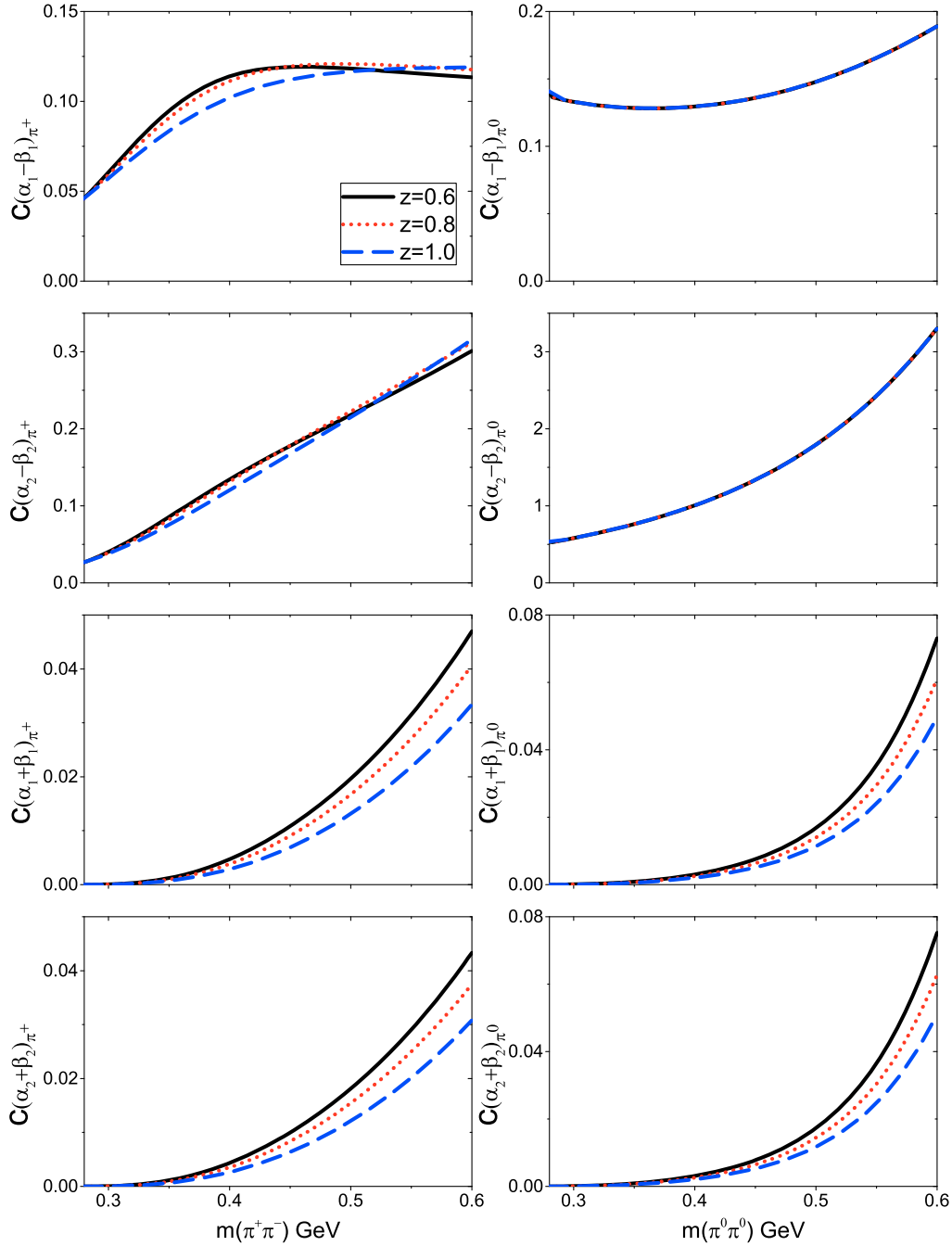


FIG. 4. The relation between the relative errors of cross section and polarizability. The C functions are defined in Eq. (13). The solid lines are for a $\gamma\gamma$ cross section measured up to $|\cos\theta| = z$ with $z = 0.6$, the dotted lines with $z = 0.8$, and the dashed lines with $z = 1$.

estimate. Of course, we use the full Omnès functions in the $R_{J\lambda}^I$ functions in making the predictions in Table I.

Unfortunately, the measurement of the two photon production of mesons does not cover the full angular range. This is limited to $|\cos\theta| \leq z$. In e^+e^- colliders, z is typically 0.6–0.7 for charged pions and 0.8 for $\pi^0\pi^0$. The GlueX

experiment will produce good angular coverage for $40^\circ < \theta < 140^\circ$ according to [13], so $z = 0.77$. Consequently, the differential cross sections are integrated up to $\cos\theta = z$ to give $\sigma^{c,n}(s, z)$ with uncertainties $\Delta\sigma^{nc,n}(s, z)$. We can readily estimate the relative errors between polarizability and cross sections from Eq. (11) to be

$$\begin{aligned}
\left| \frac{\Delta\sigma^c(s, z)}{\sigma^c(s, z)} \right| &= \left| \frac{\Delta(\alpha_1 - \beta_1)_{\pi^+}}{(\alpha_1 - \beta_1)_{\pi^+}} C_{(\alpha_1 - \beta_1)_{\pi^+}}(s, z) + \frac{\Delta(\alpha_2 - \beta_2)_{\pi^+}}{(\alpha_2 - \beta_2)_{\pi^+}} C_{(\alpha_2 - \beta_2)_{\pi^+}}(s, z) \right. \\
&\quad \left. + \frac{\Delta(\alpha_1 + \beta_1)_{\pi^+}}{(\alpha_1 + \beta_1)_{\pi^+}} C_{(\alpha_1 + \beta_1)_{\pi^+}}(s, z) + \frac{\Delta(\alpha_2 + \beta_2)_{\pi^+}}{(\alpha_2 + \beta_2)_{\pi^+}} C_{(\alpha_2 + \beta_2)_{\pi^+}}(s, z) \right|, \\
\left| \frac{\Delta\sigma^n(s, z)}{\sigma^n(s, z)} \right| &= \left| \frac{\Delta(\alpha_1 - \beta_1)_{\pi^0}}{(\alpha_1 - \beta_1)_{\pi^0}} C_{(\alpha_1 - \beta_1)_{\pi^0}}(s, z) + \frac{\Delta(\alpha_2 - \beta_2)_{\pi^0}}{(\alpha_2 - \beta_2)_{\pi^0}} C_{(\alpha_2 - \beta_2)_{\pi^0}}(s, z) \right. \\
&\quad \left. + \frac{\Delta(\alpha_1 + \beta_1)_{\pi^0}}{(\alpha_1 + \beta_1)_{\pi^0}} C_{(\alpha_1 + \beta_1)_{\pi^0}}(s, z) + \frac{\Delta(\alpha_2 + \beta_2)_{\pi^0}}{(\alpha_2 + \beta_2)_{\pi^0}} C_{(\alpha_2 + \beta_2)_{\pi^0}}(s, z) \right|. \tag{13}
\end{aligned}$$

where the C functions are given by

$$\begin{aligned}
C_{(\alpha_1 - \beta_1)_{\pi^+}}(s, z) &= \left| \frac{2\pi\alpha m_\pi \rho(s) B_S(s) z (\alpha_1 - \beta_1)_{\pi^+}}{\sigma_B^c(s, z)} \right|, \\
C_{(\alpha_2 - \beta_2)_{\pi^+}}(s, z) &= \left| \frac{s\pi\alpha m_\pi \rho(s) B_S(s) z (\alpha_2 - \beta_2)_{\pi^+}}{6\sigma_B^c(s, z)} \right|, \\
C_{(\alpha_1 + \beta_1)_{\pi^+}}(s, z) &= \left| \frac{\pi\alpha(s - 4m_\pi^2)\rho(s) B_{D2}(s) z (15 - 10z^2 + 3z^4)(\alpha_1 + \beta_1)_{\pi^+}}{4\sqrt{30}m_\pi\sigma_B^c(s, z)} \right|, \\
C_{(\alpha_2 + \beta_2)_{\pi^+}}(s, z) &= \left| \frac{\pi\alpha(s - 4m_\pi^2)m_\pi\rho(s) B_{D2}(s) z (15 - 10z^2 + 3z^4)(\alpha_2 + \beta_2)_{\pi^+}}{12\sqrt{30}\sigma_B^c(s, z)} \right|, \\
C_{(\alpha_1 - \beta_1)_{\pi^0}}(s, z) &= \left| \frac{sm_\pi(\alpha_1 - \beta_1)_{\pi^0}}{2\alpha F_S^n(s)} \right|, \\
C_{(\alpha_2 - \beta_2)_{\pi^0}}(s, z) &= \left| \frac{s^2 m_\pi (\alpha_2 - \beta_2)_{\pi^0}}{24\alpha F_S^n(s)} \right|, \\
C_{(\alpha_1 + \beta_1)_{\pi^0}}(s, z) &= \left| \frac{s(s - 4m_\pi^2)(\alpha_1 + \beta_1)_{\pi^0} F_{D2}^n(s) (15 - 10z^2 + 3z^4)}{16\sqrt{30}\alpha m_\pi F_S^n(s)^2} \right|, \\
C_{(\alpha_2 + \beta_2)_{\pi^0}}(s, z) &= \left| \frac{s(s - 4m_\pi^2)m_\pi(\alpha_2 + \beta_2)_{\pi^0} F_{D2}^n(s) (15 - 10z^2 + 3z^4)}{48\sqrt{30}\alpha F_S^n(s)^2} \right|^2. \tag{14}
\end{aligned}$$

The equations in (14) involve the integrated Born cross section, $\sigma_B(s, z)$, which, with $\rho = \rho(s)$ of Eq. (7), is given by

$$\sigma_B^c(s, z) = \frac{2\pi\alpha^2\rho}{s} \left[z + \frac{(1 - \rho^2)z^2}{1 - \rho^2 z^2} - \frac{(1 - \rho^4)}{2\rho} \ln\left(\frac{1 + \rho z}{1 - \rho z}\right) \right]. \tag{15}$$

A general estimate of the error correlations for each polarizability in Table I is shown in Fig. 4. We see that if we want to fix the uncertainty of the polarizability at 100 percent, the accuracy of the $\gamma\gamma \rightarrow \pi\pi$ cross section at \sqrt{s} of 450 MeV (when $z = 0.6$ for charged pions, and with $z = 0.8$ for neutral pions) must be measured to the precision listed in Table II. The values at other energies can be read off the plots in Fig. 4. Among these only the value of $C_{(\alpha_2 - \beta_2)_{\pi^0}}$ is large, we therefore suggest that experiment measures the $\gamma\gamma \rightarrow \pi^0\pi^0$ cross section to fix $(\alpha_2 - \beta_2)_{\pi^0}$. The values of the C function of helicity-two polarizabilities, $(\alpha_1 + \beta_1)_{\pi^+,\pi^0}$ and $(\alpha_2 + \beta_2)_{\pi^+,\pi^0}$, have larger values for the neutral pion.

TABLE II. To determine each polarizability listed with an uncertainty of 100%, the corresponding (charged or neutral pion) cross section for $\gamma\gamma \rightarrow \pi\pi$ has to be measured at 450 MeV (as an example) to the accuracy tabulated for $z = 0.77$ for charged and neutral pions, where GlueX is expected to have good angular coverage [13]. At other energies the percentage accuracies can be read off from the graphs in Fig. 4.

Polarizability	For an uncertainty of	Accuracy required of $\gamma\gamma \rightarrow \pi\pi$ cross section at 450 MeV	Uncertainty required in the integrated cross section
$(\alpha_1 - \beta_1)_{\pi^+}$	100%	10%	20 nb
$(\alpha_2 - \beta_2)_{\pi^+}$	100%	17%	34 nb
$(\alpha_1 - \beta_1)_{\pi^0}$	100%	13%	1.2 nb
$(\alpha_2 - \beta_2)_{\pi^0}$	100%	132%	12 nb
$(\alpha_1 + \beta_1)_{\pi^+}$	100%	1%	2 nb
$(\alpha_2 + \beta_2)_{\pi^+}$	100%	1%	2 nb
$(\alpha_1 + \beta_1)_{\pi^0}$	100%	1%	0.08 nb
$(\alpha_2 + \beta_2)_{\pi^0}$	100%	1%	0.07 nb

Nevertheless they are especially small. The reason is that they are related to D -waves and in the low energy region D -waves are strongly suppressed by the threshold factors $s^{(2-\lambda/2)}(s-4m_\pi^2)$, Eq. (4), thus they hardly contribute to the cross section. We also find that the C functions increase as the energy goes higher, this is an important observation as it shows an amplitude analysis at a little higher energy, away from threshold, is necessary to determine the polarizabilities. We would suggest that experiments measure the $\gamma\gamma$ cross sections in the energy range of $\sqrt{s} \sim 350$ and 600 MeV. Too low the cross section is not sensitive to the polarizability. Too high then our analysis using Eq. (13) is no longer valid, as the Omnès functions change much more, making the correlation between polarizability and cross-section uncertainties more complicated.

IV. CONCLUSION

In this paper we give our estimate of pion polarizabilities based on our earlier amplitude analysis [14]. Our use of once subtracted dispersion relations for the S -waves and unsubtracted ones for all other waves provides a tighter constraint between the two photon cross sections in the low energy region. This correlates the charged and neutral pion cross sections and the helicity-zero charged and neutral pion polarizabilities. Confirming any of these quantities with precision fixes the others. The polarizabilities for a number of differing inputs are listed in Table I as models I–V. The correlation of relative errors between pion polarizability and two photon cross section are shown in Fig. 4 and summarized in Table II at \sqrt{s} of 450 MeV. Model I is the most likely based on the latest measured value of $(\alpha_1 - \beta_1)_{\pi^+}$ from COMPASS [12]. The helicity-zero polarizabilities are rather stable as known final state interactions modifying the Born terms make the dominant contribution. They are the least sensitive to chiral/resonance models. Consequently, one of the first $\gamma\gamma$ measurements should be for charged pion production to confirm the COMPASS value for $(\alpha_1 - \beta_1)_{\pi^+}$. This should take advantage, for instance, of the good angular coverage of GlueX [13]. Then the $\pi^+\pi^-$ cross section must be measured to better than ± 2.2 nb to fix this polarizability to an accuracy of 10%. With this value known, then $(\alpha_1 - \beta_1)_{\pi^0} = (0.9 \pm 0.2) \times 10^{-4} \text{ fm}^3$ is fixed in a model independent way. Only experimental input on $(\alpha_1 - \beta_1)_{\pi^+}$ and the position of the Adler zero will constrain it. Indeed, we find that the helicity-zero polarizability is much more sensitive to the $\gamma\gamma$ cross section than those of helicity two, making them easier to measure in experiment and easier to connect using dispersion relations.

The largest uncertainties come from ill-determined left-hand cut contributions to the dispersion relations for the $\gamma\gamma$ partial waves. These are reflected in what we call the C functions, Eq. (14), which enter into the correlation between polarizabilities and two photon cross sections. These are very small around threshold, but increase when the energy

goes higher. As a consequence we stress that the best region to measure the $\gamma\gamma$ cross sections is at the *intermediate* energy region of \sqrt{s} from 350 to 600 MeV. Of the helicity-two quantities we find that $(\alpha_2 - \beta_2)_{\pi^0}$ is the easiest polarizability to fix by measuring the $\gamma\gamma \rightarrow \pi^0\pi^0$ cross section. What is more, it is the least sensitive to variations of the left-hand cut, thus easier for theory to check. Future experiments at COMPASS at CERN [27], with GlueX at Jefferson Lab [13] and BESIII at IHEP, Beijing [28] are the most suitable for studying pion polarizabilities.

ACKNOWLEDGMENTS

We thank U.-G. Meißner for reading the paper and for his suggestions. This work is supported in part by the Deutsche Forschungsgemeinschaft (Grant No. SFB/TR 110, “Symmetries and the Emergence of Structure in QCD”). We acknowledge support from Indiana University College of Arts and Sciences, and from the U.S. Department of Energy, Office of Science, Office of Nuclear Physics under Contract No. DE-AC05-06OR23177, which funds Jefferson Lab research.

APPENDIX: DEFINITION OF REDUCED AMPLITUDES

It is convenient to determine the following functions:

$$\begin{aligned}\mathcal{R}_{\mathcal{L}00}^I(s) &= \frac{1}{\pi} \int_L ds' \frac{\text{Im}[\mathcal{L}_{00}^I(s')]\Omega_0^I(s')^{-1}}{s'^2(s'-s)}, \\ \mathcal{R}_{\mathcal{L}J\lambda}^I(s) &= \frac{1}{\pi} \int_L ds' \frac{\text{Im}[\mathcal{L}_{J\lambda}^I(s')]\Omega_0^I(s')^{-1}}{s'^n(s'-4m_\pi^2)^{J/2}(s'-s)}, \quad \text{for } J \geq 2, \\ \mathcal{R}_{\mathcal{L}'00}^I(s) &= \frac{1}{\pi} \int_L ds' \frac{\text{Im}[\mathcal{L}_{00}^I(s')]\Omega_0^I(s')^{-1}}{s'^2(s'-s)^2}, \\ \mathcal{R}_{\mathcal{L}'J\lambda}^I(s) &= \frac{1}{\pi} \int_L ds' \frac{\text{Im}[\mathcal{L}_{J\lambda}^I(s')]\Omega_0^I(s')^{-1}}{s'^n(s'-4m_\pi^2)^{J/2}(s'-s)^2},\end{aligned}\quad (\text{A1})$$

$$\begin{aligned}\mathcal{R}_{\mathcal{L}'00}^I(s) &\equiv -\frac{1}{\pi} \int_R ds' \frac{B_S^I(s')\text{Im}[\Omega_0^I(s')^{-1}]}{s'^2(s'-4m_\pi^2)^{J/2}(s'-s)}, \\ \mathcal{R}_{\mathcal{L}'J\lambda}^I(s) &\equiv -\frac{1}{\pi} \int_R ds' \frac{B_{J\lambda}^I(s')\text{Im}[\Omega_J^I(s')^{-1}]}{s'^n(s'-4m_\pi^2)^{J/2}(s'-s)}, \quad \text{for } J \geq 2, \\ \mathcal{R}_{B00}^I(s) &\equiv -\frac{1}{\pi} \int_R ds' \frac{B_S^I(s')\text{Im}[\Omega_0^I(s')^{-1}]}{s'^2(s'-4m_\pi^2)^{J/2}(s'-s)^2}, \\ \mathcal{R}_{B'J\lambda}^I(s) &\equiv -\frac{1}{\pi} \int_R ds' \frac{B_{J\lambda}^I(s')\text{Im}[\Omega_J^I(s')^{-1}]}{s'^n(s'-4m_\pi^2)^{J/2}(s'-s)^2}.\end{aligned}\quad (\text{A2})$$

and

$$\begin{aligned}\mathcal{R}_{J\lambda}^I(s) &= \mathcal{R}_{\mathcal{L}J\lambda}^I(s) + \mathcal{R}_{B'J\lambda}^I(s), \\ \mathcal{R}_{J\lambda}^{II}(s) &= \mathcal{R}_{\mathcal{L}'J\lambda}^I(s) + \mathcal{R}_{B'J\lambda}^I(s).\end{aligned}\quad (\text{A3})$$

Note that we have divided out the threshold behavior factors s^2 , $s^n(s - 4m_\pi^2)^{J/2}$ in $\mathcal{R}_{J\lambda}^I(s)$. These $\mathcal{R}_{J\lambda}^I(s)$ functions describe the amplitudes well near threshold. As an estimate we use single resonance exchange, shown in Eq. (5), to simulate the left-hand cuts and calculate the amplitudes in the low energy region.

-
- [1] B. R. Holstein, Comments Nucl. Part. Phys. **19**, 221 (1990).
 - [2] M. R. Pennington and J. Portoles, in Second DAΦNE Physics Handbook, edited by L. Maiani *et al.* (Istituto Nazionale di Fisica Nucleare, Frascati, Italy, 1995), p. 579.
 - [3] K. T. Engel, H. H. Patel, and M. J. Ramsey-Musolf, Phys. Rev. D **86**, 037502 (2012).
 - [4] R. M. Carey *et al.*, Fermilab Proposal Report No. FERMI-LAB-PROPOSAL-0989, 2009; Brendan C. K. Casey, AIP Conf. Proc. **1182**, 726 (2009).
 - [5] J. F. Donoghue and B. R. Holstein, Phys. Rev. D **40**, 2378 (1989).
 - [6] D. Babusci, S. Bellucci, G. Giordano, G. Matone, A. M. Sandorfi, and M. A. Moinester, Phys. Lett. B **277**, 158 (1992).
 - [7] U. Buergi, Nucl. Phys. **B479**, 392 (1996).
 - [8] J. Gasser, M. A. Ivanov, and M. E. Sainio, Nucl. Phys. **B745**, 84 (2006).
 - [9] Y. M. Antipov *et al.*, Z. Phys. C **26**, 495 (1985); Phys. Lett. **121B**, 445 (1983).
 - [10] T. A. Aibergenov *et al.*, Czech. J. Phys. B **36**, 948 (1986).
 - [11] J. Ahrens *et al.*, Eur. Phys. J. A **23**, 113 (2005).
 - [12] C. Adolph *et al.* (COMPASS Collaboration), Phys. Rev. Lett. **114**, 062002 (2015).
 - [13] D. Lawrence, R. Miskimen, E. S. Smith, and A. Muskarenkov, Proc. Sci., CD12 (**2013**) 040.
 - [14] L. Y. Dai and M. R. Pennington, Phys. Lett. B **736**, 11 (2014); Phys. Rev. D **90**, 036004 (2014).
 - [15] L. V. Fil'kov and V. L. Kashevarov, Phys. Rev. C **72**, 035211 (2005).
 - [16] L. V. Fil'kov and V. L. Kashevarov, Phys. Rev. C **73**, 035210 (2006).
 - [17] B. Pasquini, D. Drechsel, and S. Scherer, Phys. Rev. C **77**, 065211 (2008).
 - [18] R. Omnès, Nuovo Cimento **8**, 316 (1958).
 - [19] J. A. Oller, L. Roca, and C. Schat, Phys. Lett. B **659**, 201 (2008); J. A. Oller and L. Roca, Eur. Phys. J. A **37**, 15 (2008).
 - [20] Y. Mao, X. G. Wang, O. Zhang, H. Q. Zheng, and Z. Y. Zhou, Phys. Rev. D **79**, 116008 (2009).
 - [21] R. Garcia-Martin and B. Moussallam, Eur. Phys. J. C **70**, 155 (2010).
 - [22] M. Hoferichter, D. R. Phillips, and C. Schat, Eur. Phys. J. C **71**, 1743 (2011).
 - [23] J. Boyer *et al.* (Mark II Collaboration), Phys. Rev. D **42**, 1350 (1990).
 - [24] H. Marsiske *et al.* (Crystal Ball Collaboration), Phys. Rev. D **41**, 3324 (1990).
 - [25] J. Gasser, M. A. Ivanov, and M. E. Sainio, Nucl. Phys. **B728**, 31 (2005).
 - [26] J. Bijnens and J. Prades, Nucl. Phys. **B490**, 239 (1997).
 - [27] J. M. Friedrich (COMPASS Collaboration), AIP Conf. Proc. **1701**, 040006 (2016).
 - [28] C. F. Redmer, J. China Univ. Sci. Tech. **46**, 449 (2016); Nucl. Part. Phys. Proc. (to be published).