



# INTEGRATION IN DIE EIGENE WEBSEITE, API

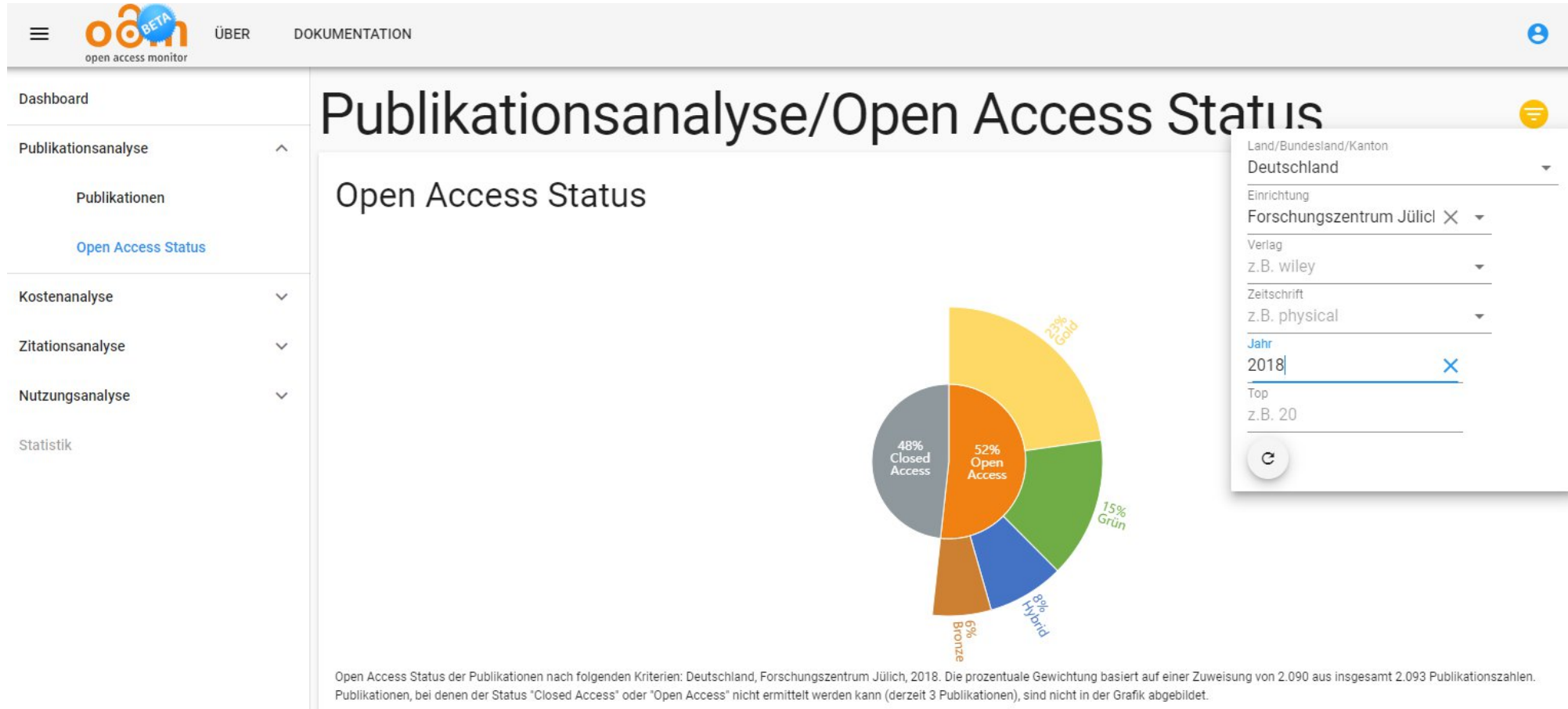
Workshop Open Access Monitor 2019

07.06.2019 | Dirk Ecker | Zentralbibliothek Jülich

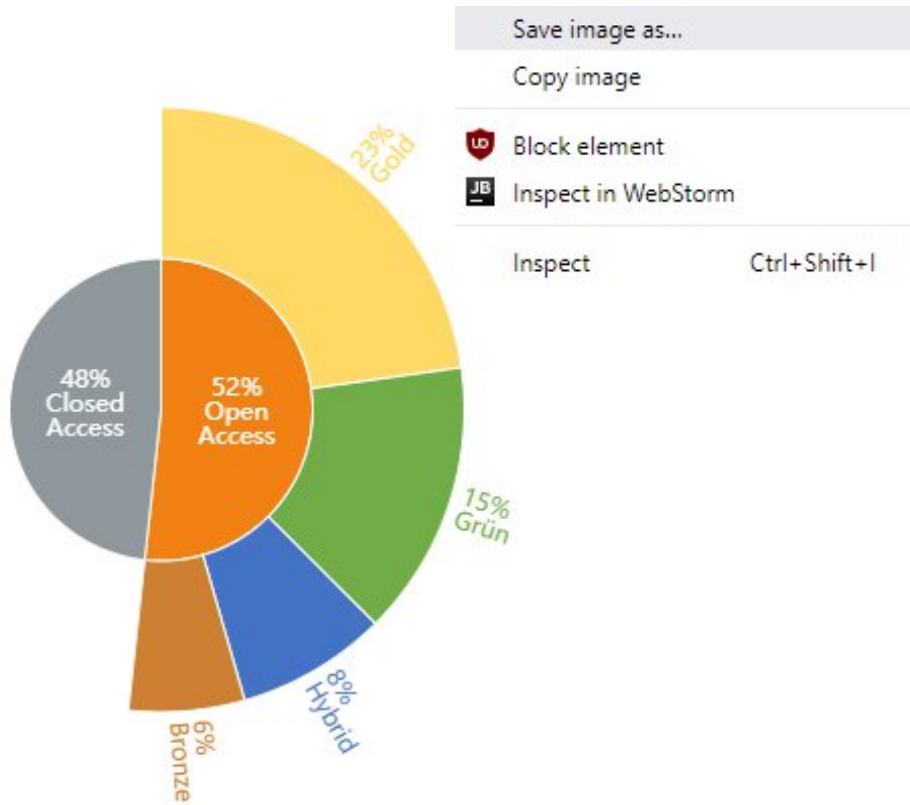
# INTEGRATION

**STATISCH? UND/ODER DYNAMISCH?**

# STATISCHE INTEGRATION



# STATISCHE INTEGRATION



Land/Bundesland/Kanton  
Deutschland

Einrichtung  
Forschungszentrum Jülich X

Verlag  
z.B. wiley

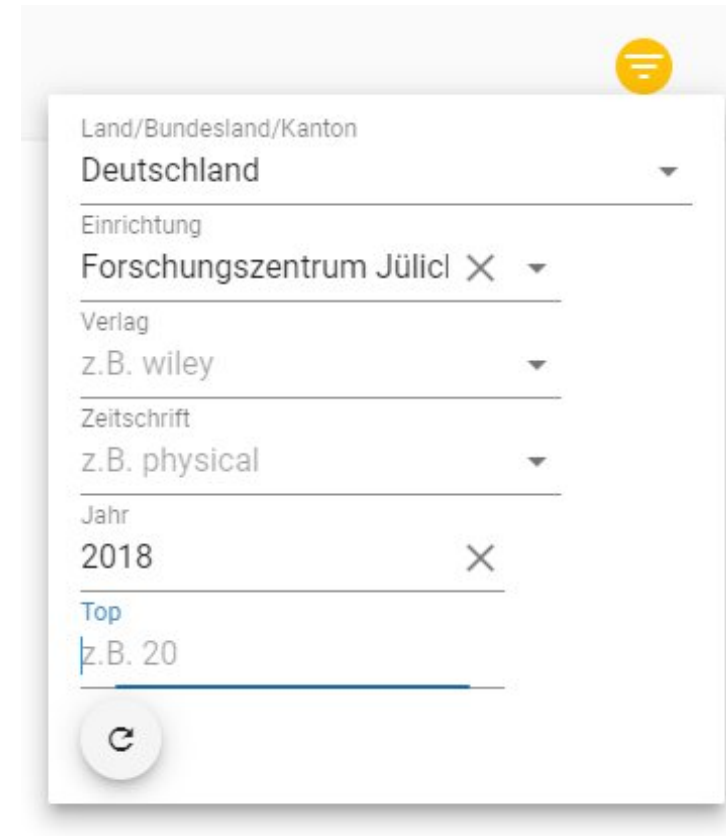
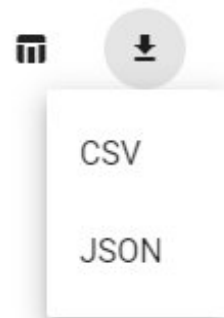
Zeitschrift  
z.B. physical

Jahr  
2018 X

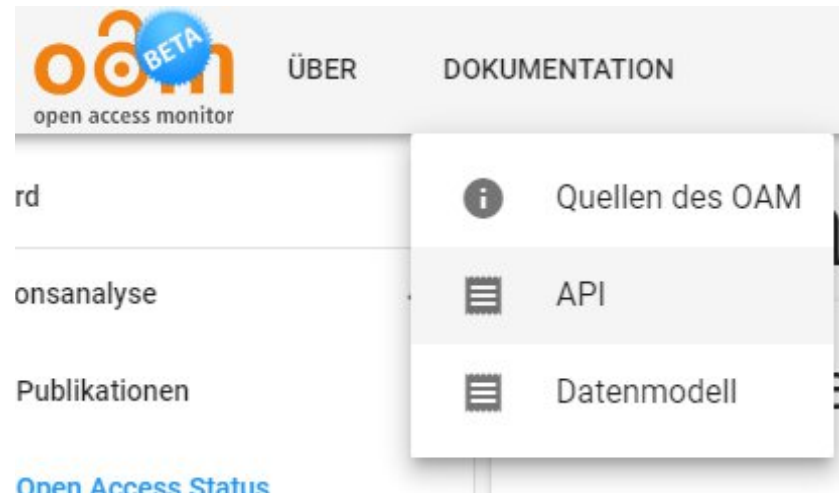
Top  
z.B. 20

# STATISCHE INTEGRATION

OaColorName	total
Closed Access	1009
Bronze	129
Grün	308
Hybrid	168
Gold	476
Unbekannt	3



# DYNAMISCHE INTEGRATION



# DYNAMISCHE INTEGRATION



## OAuthTest

Account	Show/Hide	List Operations	Expand Operations
Logging	Show/Hide	List Operations	Expand Operations
Start	Show/Hide	List Operations	Expand Operations
Authors	Show/Hide	List Operations	Expand Operations
Citations	Show/Hide	List Operations	Expand Operations
Classifications	Show/Hide	List Operations	Expand Operations
CounterRecords	Show/Hide	List Operations	Expand Operations
DimensionsAffiliations	Show/Hide	List Operations	Expand Operations

# DYNAMISCHE INTEGRATION

## Publications

Show/Hide | List Operations | Expand Operations

GET /data/Publications Returns the EntitySet Publications

### Response Class (Status 200)

OK

Model | Example Value

```
value : [
  {
    "Id": "string",
    "OrganisationId": "string",
    "PublisherId": "string",
    "JournalId": "string",
    "Year": 0,
    "OaColor": 0
  }
]
```

Response Content Type

### Parameters

Parameter	Value	Description	Parameter Type	Data Type
\$expand	<input type="text"/>	Expands related entities inline.	query	string
\$filter	<input type="text"/>	Filters the results, based on a Boolean condition.	query	string
\$select	<input type="text"/>	Selects which properties to include in the response.	query	string
\$apply	<input type="text" value="filter(Organisation/CountryCode eq 'DE' and Organ"/>	Aggregates the results according to one or more transformations.	query	string
\$orderby	<input type="text" value="Year desc"/>	Sorts the results.	query	string

# DYNAMISCHE INTEGRATION

Try it out!

[Hide Response](#)

## Curl

```
curl -X GET --header 'Accept: application/json' 'https://oasynwww.zb.kfa-juelich.de:8443/data/Publications?$apply=filter(Organisat
```

## Request URL

```
https://oasynwww.zb.kfa-juelich.de:8443/data/Publications?$apply=filter(Organisation%2FCountryCode%20eq%20'DE'%20and%20Organisatio
```

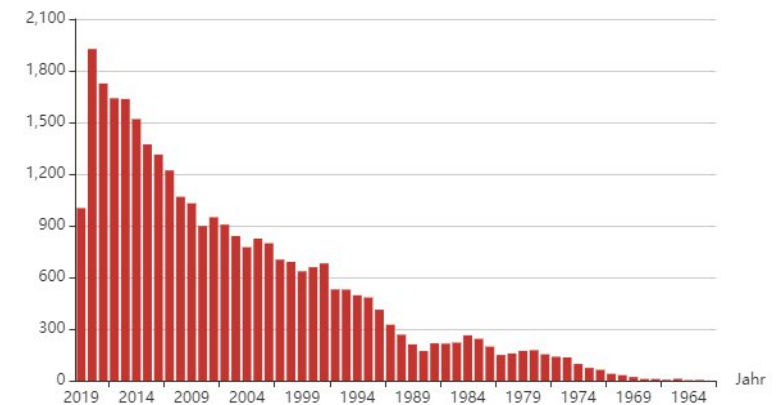
## Response Body

```
{
  "@odata.context": "https://oasynwww.zb.kfa-juelich.de:8443/data/$metadata#Publications(Year,total)",
  "value": [
    {
      "@odata.id": null,
      "Year": 2019,
      "total": 1002
    },
    {
      "@odata.id": null,
      "Year": 2018,
      "total": 1926
    }
  ]
}
```

# DYNAMISCHE INTEGRATION

```
<!DOCTYPE html>
<html>
<head>
  <meta charset="utf-8">
  <title>Publikationen vom Forschungszentrum Jülich</title>
</head>
<body>
  <div id="chart" style="width: 100%; height:400px;"></div>
  <script type="text/javascript">
    const service = 'https://oasynwww.zb.kfa-juelich.de:8443/data/Publications'
    const $apply = '$apply=filter(Organisation/CountryCode eq 'DE' and OrganisationId eq 'grid.8385.6')/groupby((Year),aggregate(Id with
countdistinct as total))&$orderby=Year desc'
    const queryUrl = `${service}?${$apply}`
    fetch(queryUrl).then(result => result.json()).then(result => {
      const chart = echarts.init(document.getElementById('chart'));
      const option = {
        title: {
          text: 'Publikationen vom Forschungszentrum Jülich'
        },
        xAxis: {
          type: 'category',
          name: 'Jahr',
        },
        yAxis: {
          type: 'value',
        },
        dataset: {
          dimensions: ['Year', 'total'],
          source: result.value
        },
        series: {
          type: 'bar',
        }
      }
      chart.setOption(option);
    })
    .catch(error => {
      throw error
    })
  </script>
</body>
</html>
```

Publikationen vom Forschungszentrum Jülich



<https://jsfiddle.net/wryhzsud/8/>

# DYNAMISCHE INTEGRATION

## WIDGETS

- Open Access Widget
- Publikationswidget
- ...
  
- Parameter: Einrichtung, Verlag, Jahr, ...
- Output: Grafik, Tabelle, ...