

# Filter-function formalism and software package to compute quantum processes of gate sequences for classical non-Markovian noise

Tobias Hangleiter<sup>✉,\*</sup>, Pascal Cerfontaine<sup>✉,†</sup> and Hendrik Bluhm<sup>✉</sup>

JARA-FIT Institute for Quantum Information, Forschungszentrum Jülich GmbH and RWTH Aachen University, 52074 Aachen, Germany



(Received 3 March 2021; accepted 25 August 2021; published 18 October 2021)

Correlated, non-Markovian noise is present in many solid-state systems employed as hosts for quantum information technologies, significantly complicating the realistic theoretical description of these systems. In this regime, the effects of noise on sequences of quantum gates cannot be described by concatenating isolated quantum operations if the environmental correlation times are on the scale of the typical gate durations. The filter-function formalism has been successful in characterizing the decay of coherence under the influence of such classical, non-Markovian environments, and here we show it can be applied to describe unital evolution within the quantum operations formalism. We find exact results for the quantum process and a simple composition rule for a sequence of operations. This enables the detailed study of effects of noise correlations on algorithms and periodically driven systems. Moreover, we point out the method's suitability for numerical applications and present the open-source Python software package `filter_functions`. Amongst other things, it facilitates computing the noise-averaged transfer matrix representation of a unital quantum operation in the presence of universal classical noise for arbitrary control sequences. We apply the presented methods to selected examples.

DOI: [10.1103/PhysRevResearch.3.043047](https://doi.org/10.1103/PhysRevResearch.3.043047)

## I. INTRODUCTION

In the circuit model of quantum computing, computations are driven by applying time-local quantum gates. Any algorithm can be compiled using sequences of one- and two-qubit gates [1]. Ideal, error-free gates are represented by unitary transformations, so that simulating the action of an algorithm on an initial state of a quantum computer amounts to simple matrix multiplication. Real implementations are subject to noise that causes decoherence resulting in gate errors. If the noise is uncorrelated between gates, its effect can be described by quantum operations acting as linear maps on density matrices, even when several gates are concatenated. A closely related approach is the use of a master equation in Lindblad form [2], which governs the dynamics of density matrices under the influence of Markovian noise with a flat power spectral density.

Yet many physical systems used as hosts for qubits do not satisfy the condition of uncorrelated noise. One example frequently encountered in solid state systems is that of  $1/f$  noise, which in principle contains arbitrarily long correlation times. It emerges for instance as flux noise in superconducting qubits and electrical noise in quantum dot qubits [3–6]. Whereas simple approaches exist to treat for example qua-

sistatic noise, which corresponds to perfectly correlated noise (i.e., a spectrum with weight only at zero frequency), they cannot be applied to  $1/f$  noise because of the wide distribution of correlation times it contains. Thus, there is a gap in the mathematical descriptions of gate operations for noises with arbitrary power spectra that exist between the extremal cases of perfectly flat (white) and sharply peaked (quasistatic) spectra. To capture experimentally relevant effects important to understand the capabilities of quantum computing systems, a universally applicable formalism is hence desirable. For example, one may expect the fidelity requirements for quantum error correction to be more stringent for correlated noise as errors of different gates can interfere constructively [7]. On the other hand, it might also be possible to use correlation effects to one's benefit, attenuating decoherence by cleverly constructing the gate sequences in algorithms.

As experimental platforms begin to approach fidelity limits set by employing primitive pulse schemes [5,8,9] and detailed knowledge about noise sources and spectra in solid-state systems becomes available [10–12], control pulse optimizations tailored towards specific systems will be required to further push fidelities beyond the error correction threshold [13,14]. This calls for flexible and generically applicable tools as a basis for the numerical optimization of pulses as well as the detailed analysis of the quantum processes they effect. In order to obtain a useful description also for gate operations that decouple from leading orders of noise, such as dynamically corrected gates (DCGs) [15], beyond leading order or exact results are required.

In an accompanying publication [16], we presented a formalism based on filter functions (FFs) and the Magnus expansion (ME) that addresses these needs and limitations of the canonical master equation approach for correlated noise.

\*tobias.hangleiter@rwth-aachen.de

†pascal.cerfontaine@rwth-aachen.de

Published by the American Physical Society under the terms of the [Creative Commons Attribution 4.0 International](https://creativecommons.org/licenses/by/4.0/) license. Further distribution of this work must maintain attribution to the author(s) and the published article's title, journal citation, and DOI.

Specifically, we showed how process descriptions can be obtained perturbatively for arbitrary classical noise spectra and derived a concatenation rule to obtain the filter function of a sequence of gates from those of the individual gates. This paper extends these results.

Filter functions were originally introduced to describe the decay of phase coherence under dynamical decoupling (DD) sequences [17–20] consisting of wait times and perfect  $\pi$ -pulses. The formalism facilitated recognizing these sequences as band-pass filters that allow for probing the environmental noise characteristics of a quantum system through noise spectroscopy [12,21–23] or optimizing sequences to suppress specific noise bands [24–27]. It can also be extended to fidelities of gate operations for single [28,29] or multiple [30,31] qubits using the ME [32,33] as well as more general DD protocols [34]. The works by Green *et al.* [29] and Clausen *et al.* [35] also introduced the notion of the control matrix as a quantity closely related to the canonical filter function that is convenient for calculations. In this context, the formalism’s capability to predict fidelities of gate implementations has been identified and experimentally tested [26,29,36,37]. Recently, it has also proved useful in assessing the performance requirements for classical control electronics [38].

While analytic approaches allow for the calculation of FFs of arbitrary quantum control protocols in principle, it is in practice often a tedious task to determine analytic solutions to the integrals involved if the complexity of the applied wave forms goes beyond simple square pulses or extends to multiple qubits. Moreover, one does not always have a closed-form expression of the control at hand, such as is the case for numerically optimized control pulses. This calls for a numerical approach which, while giving up some of the insights an analytical form offers, is universally applicable and eliminates the need for laborious analytic calculations.

Here we build and extend upon our accompanying work of Ref. [16] and that of Ref. [29] to show that the formalism can be recast within the framework of stochastic Liouville equations by means of the cumulant expansion [39,40], which, for Gaussian noise, entails exact results for the quantum process of an arbitrary control operation using only first- and second-order terms of the ME [32]. Moreover, due to the fact that the ME retains the algebraic structure of the expanded quantity [33] we are able to separate decoherent and coherent contributions to the process. We give explicit methods to evaluate these terms for piecewise-constant control pulses. Moreover, we show that the formalism naturally lends itself as a tool for numerical calculations and present the `filter_functions` Python software package that enables calculating the filter function of arbitrary, piecewise constant defined pulses [41]. On top of providing methods to handle individual quantum gates, the package also implements the concatenation operation as well as parallelized execution of pulses on different groups of qubits, allowing for a highly modular and hence computationally powerful treatment of quantum algorithms in the presence of correlated noise. Given an arbitrary, classical noise spectral density, it can be used to calculate a matrix representation of the error process. From this matrix one can extract average gate fidelities, transition probabilities, and leakage rates as we derive below. To simplify adaptation, the software’s API is strongly inspired by

and compatible with QuTiP [42] as well as `qopt` [43]. This allows users to use these packages in conjunction. Assessing the computational performance, we show that our method outperforms Monte Carlo (MC) simulations for single gates. New analytic results applicable to periodic Hamiltonians and employing the concatenation property make this advantage even more pronounced for sequences of gates. To highlight the main software features, we show example applications below.

We provide this package in the expectation that it will be a useful tool for the community. Besides recasting and expanding on our earlier introduction of the formalism in Ref. [16], the present paper is intended to provide an overview of the software and its capabilities. It is structured as follows: In Sec. II we derive an exact expression for unitary quantum operations in the presence of non-Markovian Gaussian noise and lay out how it may be evaluated using the filter-function formalism. We review the concatenation of quantum operations shown in Ref. [16] and furthermore adapt the method by Green *et al.* [29] to calculate the filter function of an arbitrary control sequence numerically. We will specifically focus on computational aspects of the formalism and lay out how to compute various quantities of interest. Moreover, we classify its computational complexity for calculating average gate fidelities and remark on simplifications that allow for drastic improvements in performance in certain applications. In Sec. IV we introduce the software package by outlining the programmatic structure and giving a brief overview over the API. Last, in Sec. V we show the application of the software by means of four examples that highlight various features of the formalism and its implementation. Therein, we first demonstrate that the formalism can predict average gate fidelities for complex two-qubit quantum gates in agreement with computationally much more costly MC calculations. Next, we show how it can be applied to periodically driven systems to efficiently analyze Rabi oscillations. We finally establish the formalism’s ability to predict deviations from the simple concatenation of unitary gates for sequences and algorithms in the presence of correlated noise by simulating a randomized benchmarking experiment as well as assembling a quantum Fourier transform (QFT) circuit from numerically optimized gates. We conclude by briefly remarking on possible future application and extension of our method in Sec. VI.

Throughout the paper we will denote operators by italic font, e.g.,  $U$ , and quantum operations and their representations as transfer matrices by calligraphic font, e.g.,  $\mathcal{U}$ , which we also use for the control matrix  $\tilde{B}$  to emphasize its innate connection to a transfer matrix. For consistency, a unitary quantum operation will share the same character as the corresponding unitary operator. An operator in the interaction picture will furthermore be designated by an overset tilde, e.g.,  $\tilde{H} = U^\dagger H U$  with  $U$  the unitary operator defining the comoving frame. Definitions of new quantities on the left and right side of an equality are denoted by  $\coloneqq$  and  $\equiv$ , respectively. We use a central dot ( $\cdot$ ) as a placeholder in some definitions of abstract operators such as the Liouvillian, denoted by  $\mathcal{L} \coloneqq [H, \cdot]$ , which is to be understood as the commutator of the corresponding Hamiltonian  $H$  and the operator that  $\mathcal{L}$  acts on. The identity matrix is denoted by  $\mathbb{1}$  and its dimension

always inferred from context. Furthermore, we will use Greek letters for indices that correspond to noise operators in order to distinguish them clearly from those that correspond to basis or matrix elements. Last, we work in units where  $\hbar = 1$ .

## II. FILTER-FUNCTION FORMALISM FOR UNITAL QUANTUM OPERATIONS

We begin the theoretical part of this article by showing how a superoperator matrix representation of the error process, the “error transfer matrix,” of a unital quantum operation can be computed from the control matrix of the pulse implementing the operation. The control matrix relates the operators through which noise couples into the system to a set of basis operators in the interaction picture and we detail how it can be calculated in a relatively efficient manner for two different situations. First, we consider a sequence of gates whose control matrices have been precomputed. Second, we lay out how the control matrix can be obtained from scratch under the assumption of piecewise constant control, which is often convenient for approximating continuous pulse shapes. Other wave forms can be dealt with analogously by solving the corresponding integrals. We then move on to show how several quantities of interest can be extracted and present optimized strategies for computing the central objects of the formalism.

### A. Transfer matrix representation of quantum operations

#### 1. Brief review of quantum operations and superoperators

The quantum operations formalism provides a general framework for the description of open quantum systems [44,45]. It forms the mathematical basis for quantum process tomography (QPT) [46,47] as well as gate set tomography (GST) [48,49] and has also been extensively employed in the context of randomized benchmarking (RB) [50,51]. Several different representations of quantum operations exist. While all of them are equivalent, one typically chooses the most convenient for the problem at hand. For an overview of the most commonly used representations see Ref. [49] and for matrix representations in particular Ref. [52] and the references therein. In this work we employ the Liouville representation, to the best of our knowledge first formalized by Fano [53], to profit from its simple properties under composition. It is also known as the transfer matrix representation and we will use the terms interchangeably below. We now briefly review the concept and refer the reader to the literature for further details. Concretely, the Liouville representation of an operation  $\mathcal{E} : \rho \rightarrow \mathcal{E}(\rho)$  acting on density operators in a Hilbert space  $\mathcal{H}$  of dimension  $d$  is given by

$$\mathcal{E}_{ij} \doteq \text{tr}(C_i^\dagger \mathcal{E}(C_j)) \quad (1)$$

with an operator basis  $\mathcal{C} = \{C_0, C_1, \dots, C_{d^2-1}\}$  for the space of linear operators over  $\mathcal{H}$ ,  $\mathcal{L}(\mathcal{H})$ , orthonormal with respect to the Hilbert-Schmidt product  $\langle A, B \rangle := \text{tr}(A^\dagger B)$ . In the case that the operator basis corresponds to the Pauli matrices, Eq. (1) is known as the Pauli transfer matrix (PTM). The operation  $\mathcal{E}$  is thus associated with a  $d^2 \times d^2$  matrix in Liouville space  $\mathcal{L}$  that describes its action as the degree to which the  $j$ th basis element is mapped onto the  $i$ th. On  $\mathcal{L}$  one can iden-

tify a set of basis kets  $\{|C_i\rangle\rangle\}_{i=0}^{d^2-1} = \{|i\rangle\rangle\}_{i=0}^{d^2-1}$  isomorphic to the operators  $C_i$  (and correspondingly bras  $\langle\langle i|$  to the adjoint  $C_i^\dagger$ ) as well as the inner product  $\langle\langle i|j\rangle\rangle = \langle C_i, C_j \rangle$ . As the vectors  $|i\rangle\rangle$  form an orthonormal basis, any operator on  $\mathcal{H}$  can be written as a vector on  $\mathcal{L}$ ,  $|A\rangle\rangle = \sum_i |i\rangle\rangle \langle\langle i|A\rangle\rangle$ , whereas a superoperator on  $\mathcal{H}$  becomes a matrix on  $\mathcal{L}$ ; see Eq. (1). It can then be shown that density operators represented by vectors are propagated by transfer matrices so that the action of a quantum operation  $\mathcal{E}$  on a density operator  $\rho$  is given by  $|\mathcal{E}(\rho)\rangle\rangle = \mathcal{E}|\rho\rangle\rangle = \sum_{ij} |i\rangle\rangle \langle\langle i|\mathcal{E}|j\rangle\rangle \langle\langle j|\rho\rangle\rangle$ . Thus, the composition of two operations  $\mathcal{E}_1$  and  $\mathcal{E}_2$  corresponds to matrix multiplication in Liouville space,  $[\mathcal{E}_2 \circ \mathcal{E}_1]_{ik} = \sum_j [\mathcal{E}_2]_{ij} [\mathcal{E}_1]_{jk}$ , a property which makes the representation particularly attractive for sequences of operations. Although from a numerical perspective the computational complexity scales unfavorably with the system dimension  $d$  (cf. Sec. III D), we will employ the Liouville representation for its transparent interpretation and concise behavior under composition in the following analytical considerations. Last, we note that for  $C_0 \propto \mathbb{1}$ , trace preservation and unitality are encoded in the relations  $\mathcal{E}_{0j} = \delta_{0j}$  and  $\mathcal{E}_{j0} = \delta_{j0}$ , respectively.

#### 2. Liouville representation of the error channel

We will now derive an expression for the quantum process of a quantum gate in the presence of arbitrary classical noise. As a single realization of a classical noise generates strictly unitary dynamics, we will be interested in the expectation value of the dynamics over many such realizations, which will lead to a quantum process including decoherence. If the noise is additionally Gaussian, these results are exact and therefore apply without restrictions to arbitrarily large noise strength as well as to gates that partially decouple from noise. For such DCGs or DD sequences [15,20] higher-order terms can become dominant. In the case that the environment is not strictly Gaussian, our approach becomes perturbative and we recover the results presented in Ref. [16]. As most of our discussion later on in this article will focus on the leading order approximation, readers not interested in the full generality may refer to that publication for a less general but perhaps more accessible derivation and skip ahead to Sec. II B.

The difference is that in Ref. [16], the ME is applied to the solution of the Schrödinger equation, whereas the approach presented here is based on the theory of stochastic Liouville equations and the cumulant expansion [39,40]. In the filter function context, the cumulant expansion has been used to express the decay of the off-diagonal terms of a single-qubit density matrix in Ref. [20]. More recently, Paz-Silva and Viola [34] employed it in conjunction with the ME to obtain the matrix elements of the perturbed density operator after a time  $T$  of noisy evolution. In Ref. [54] the authors made use of the cumulant expansion and stochastic Liouville equations for the purpose of gate optimization. Here we combine different aspects of these works and make the connection to the quantum operations formalism by determining the noise-averaged error propagator in the Liouville representation. This form completely characterizes the error process and hence allows for detailed insight into the decoherence mechanisms of the operation.

Concretely, we consider a system described by the stochastic Hamiltonian

$$H(t) = H_c(t) + H_n(t), \quad (2)$$

$$H_n(t) = \sum_{\alpha} b_{\alpha}(t) B_{\alpha}(t). \quad (3)$$

$H_c(t)$  is implemented by the experimentalist to generate the desired control operation during the time  $t \in [0, \tau]$  and  $H_n(t)$  describes classical fluctuating noise environments  $b_{\alpha}(t) \in \mathbb{R}$  that couple to the quantum system via the Hermitian noise operators  $B_{\alpha}(t) \in \mathcal{L}(\mathcal{H})$ . These may carry a general, deterministic time dependence and without loss of generality, we can require them to be traceless since any contributions proportional to the identity do not contribute to noisy evolution in any case [55]. The  $b_{\alpha}(t)$  are random variables drawn from (not necessarily Gaussian) distributions with zero mean that are assumed to be independent and identically distributed (i.i.d.) both with respect to repetitions of the experiment. Note that this concept of independence does not preclude correlations between different noise sources  $\alpha \neq \beta$  nor between one noise source at different times  $t \neq t'$ , but serves only to obtain a well-defined ensemble average. Last, to be able to later on relate the correlation functions of the  $b_{\alpha}(t)$  to their spectral density, we require the noise fields to be wide-sense stationary, meaning that their correlation function depends only on the time difference.

For noise operators without explicit time dependence, Eq. (3) constitutes a universal decomposition as can be seen by choosing the  $B_{\alpha}$  from an orthonormal basis for  $\mathcal{L}(\mathcal{H})$ . To motivate the time-dependent form of Eq. (3), assume the true Hamiltonian is a function of a set of noisy parameters  $\vec{\lambda}(t) = \vec{\lambda}(t) + \delta\vec{\lambda}(t)$  where  $\delta\vec{\lambda}(t) = \text{vec}(\{b_{\alpha}(t)\}_{\alpha})$  are the stochastic variables. Expanding the Hamiltonian in an orthonormal operator basis yields  $H(\vec{\lambda}(t)) = \sum_{\alpha} f_{\alpha}(\vec{\lambda}(t), \delta\vec{\lambda}(t)) B_{\alpha}$ . In general, however, the expansion coefficients  $f_{\alpha}$  will be arbitrary functions of both the deterministic parameters  $\vec{\lambda}(t)$  and the stochastic noises  $\delta\vec{\lambda}(t)$ , which prohibits a factorized form like Eq. (3). We can address this problem by first expanding  $H$  around  $\vec{\lambda}(t)$  for small fluctuations  $\delta\vec{\lambda}(t)$ . Then, the Hamiltonian approximately becomes  $H(\vec{\lambda}(t)) \approx H(\vec{\lambda}(t)) + \delta\vec{\lambda}(t) \cdot \vec{\nabla}_{\vec{\lambda}} H(\vec{\lambda}(t))$ , where we can define the control Hamiltonian as  $H_c(t) := H(\vec{\lambda}(t))$ . Expanding the second term in the operator basis now results in the form (3) for the noise Hamiltonian as it is linear in  $\delta\vec{\lambda}(t)$  and the deterministic time dependence is contained in  $\vec{\nabla}_{\vec{\lambda}} H(\vec{\lambda}(t))$  alone.

This permits us to model complex relations between physical noise sources and the noise operators that capture the coupling to the quantum system, arising for example through control hardware or effective Hamiltonians obtained from, e.g., Schrieffer-Wolff transformations. While the linearization is in most cases an approximation, it does not impose significant constraints since the noise is typically weak compared to the control [56]. As an example, we could capture a dependence of the device sensitivity on external controls (see also Ref. [30]). In a widely used setting, electrons confined in solid-state quantum dots are manipulated using the exchange interaction  $J$  that depends nonlinearly on the potential differ-

ence  $\epsilon$  between two dots. Since the dominant physical noise source affecting this control is charge noise, one could include the effect on  $J(\epsilon)$  to first order with  $s_{\epsilon}(t) = \partial J(\epsilon(t))/\partial \epsilon(t)$  so that  $H_n(t) = b_{\epsilon}(t) B_{\epsilon}(t) = b_{\epsilon}(t) s_{\epsilon}(t) B_{\epsilon}$  for some operator  $B_{\epsilon}$  which represents the exchange coupling.

We proceed in our derivation by noting that the control Hamiltonian  $H_c$  gives rise to the noise-free Liouville-von Neumann equation

$$\frac{d\rho(t)}{dt} = -i[H_c(t), \rho(t)] = -i\mathcal{L}_c(t)\rho(t) \quad (4)$$

on the Hilbert space  $\mathcal{H}$  with the Liouvillian superoperator  $\mathcal{L}_c(t)$  representing the control. Analogous to the Schrödinger equation we may also write this differential equation in terms of time evolution superoperators (superpropagators),  $d\mathcal{U}_c(t)/dt = -i\mathcal{L}_c(t)\mathcal{U}_c(t)$  where the action of  $\mathcal{U}_c$  on a state  $\rho$  is to be understood as  $\mathcal{U}_c\rho \rightarrow U_c\rho U_c^{\dagger}$  with  $U_c$  the usual time evolution operator satisfying the corresponding Schrödinger equation. This allows us to write the superpropagator for the total Liouvillian  $\mathcal{L} = \mathcal{L}_c + \mathcal{L}_n$  as  $\mathcal{U}(t) = \mathcal{U}_c(t)\tilde{\mathcal{U}}(t)$  where the unitary error superpropagator  $\tilde{\mathcal{U}}(t)$  contains the effect of a specific noise realization in Eq. (3). Next, we transform the noise Liouvillian  $\mathcal{L}_n$  to the interaction picture with respect to the control Liouvillian  $\mathcal{L}_c$  so that  $\tilde{\mathcal{U}}(t)$  satisfies the modified Liouville equation

$$\frac{d\tilde{\mathcal{U}}(t)}{dt} = -i\tilde{\mathcal{L}}_n(t)\tilde{\mathcal{U}}(t), \quad (5)$$

$$\tilde{\mathcal{L}}_n(t) = \mathcal{U}_c^{\dagger}(t)\mathcal{L}_n(t)\mathcal{U}_c(t). \quad (6)$$

Equation (5) may be formally solved using the ME [32] so that at time  $t = \tau$

$$\tilde{\mathcal{U}}(\tau) = \exp(-i\tau\mathcal{L}_{\text{eff}}(\tau)) \quad (7)$$

with  $\mathcal{L}_{\text{eff}}(\tau) = \sum_{n=1}^{\infty} \mathcal{L}_{\text{eff},n}(\tau)$ . A sufficient criterion for the convergence of the expansion is given by Moan *et al.* [57] as  $\int_0^{\tau} dt \|\tilde{\mathcal{L}}_n(t)\| < \pi$  where  $\|\cdot\| = \sqrt{\langle \cdot, \cdot \rangle}$  is the Frobenius (Hilbert-Schmidt) norm. The first and second terms of the ME are given by [32,33]

$$\mathcal{L}_{\text{eff},1}(\tau) = \frac{1}{\tau} \int_0^{\tau} dt \tilde{\mathcal{L}}_n(t), \quad (8a)$$

$$\mathcal{L}_{\text{eff},2}(\tau) = -\frac{i}{2\tau} \int_0^{\tau} dt_1 \int_0^{t_1} dt_2 [\tilde{\mathcal{L}}_n(t_1), \tilde{\mathcal{L}}_n(t_2)]. \quad (8b)$$

The  $n$ th term of the expansion contains  $n$  factors of the noise variables  $b_{\alpha}(t)$  and scales with  $n$  factors of the control duration  $\tau$ , suggesting that higher-order terms can be neglected if their product is small. In the Bloch sphere picture this corresponds to requiring that the angle by which the Bloch vector is rotated away from its intended trajectory due to the noise be small. Below, we will use the parameter  $\xi$  to denote the magnitude of this deviation. It is properly defined in Appendix D 1 where also bounds for the convergence of the ME are discussed. Here we state only that  $\mathcal{L}_{\text{eff},n} \sim \xi^n$  (see also Ref. [29]).

We have suggestively written the ME in terms of an effective Liouvillian  $\mathcal{L}_{\text{eff}} = [H_{\text{eff}}, \cdot]$  to interpret it as the generator of a *time-averaged* evolution of a single noise realization up to time  $\tau$ . In order to obtain the *ensemble-averaged* evolution of many realizations of the stochastic Hamiltonian in Eq. (3), we



apply the cumulant expansion to  $\tilde{\mathcal{U}}$  (see also Refs. [58] and [59]),

$$\langle \tilde{\mathcal{U}}(\tau) \rangle = \langle \exp[-i\tau \mathcal{L}_{\text{eff}}(\tau)] \rangle =: \exp \mathcal{K}(\tau), \quad (9)$$

with  $\langle \cdot \rangle$  denoting the ensemble average [60] and the cumulant function [39]

$$\mathcal{K}(\tau) = \sum_{k=1}^{\infty} \frac{(-i\tau)^k}{k!} \langle \mathcal{L}_{\text{eff}}(\tau)^k \rangle_c \quad (10)$$

$$= \sum_{k=1}^{\infty} \frac{(-i\tau)^k}{k!} \left\langle \left[ \sum_{n=1}^{\infty} \mathcal{L}_{\text{eff},n}(\tau) \right]^k \right\rangle_c. \quad (11)$$

The notation  $\langle \cdot \rangle_c$  denotes the cumulant average which prescribes a certain averaging operation. The first cumulant of a set of random variables  $\{X_i(t)\}_i$  is simply the expectation value,  $\langle X_i(t) \rangle_c = \langle X_i(t) \rangle$ , whereas the second cumulant corresponds to the covariance,  $\langle X_i(t)X_j(t) \rangle_c = \langle X_i(t)X_j(t) \rangle - \langle X_i(t) \rangle \langle X_j(t) \rangle$ . Remarkably, third- and higher-order cumulants vanish for Gaussian processes [40,61], making Eq. (11) exact by truncating the sums already at  $k=2$  and  $n=2$ . In this case, the convergence radius of the ME becomes infinite. The terms with  $k=n=2$  do not contribute as they involve fourth-order cumulants. Since furthermore we assume that the noise fields  $b_\alpha(t)$  have zero mean, also the terms with  $k=n=1$  vanish and  $\langle X_i(t)X_j(t) \rangle_c = \langle X_i(t)X_j(t) \rangle$ . We can hence write the cumulant function succinctly as

$$\mathcal{K}(\tau) = -i\tau \langle \mathcal{L}_{\text{eff},2}(\tau) \rangle - \frac{\tau^2}{2} \langle \mathcal{L}_{\text{eff},1}(\tau)^2 \rangle. \quad (12)$$

Equations (9) and (12) allow us to exactly compute the full quantum process  $\langle \tilde{\mathcal{U}} \rangle: \rho \rightarrow \langle \tilde{\mathcal{U}}(\rho) \rangle$  for Gaussian noise with arbitrary spectral density and power. For non-Gaussian noise these expressions are approximate up to  $O(\xi^2)$  and higher-order terms include both higher orders of the ME and the cumulant expansion. Inspecting Eq. (12), we observe that the first term is anti-Hermitian as it is a pure Magnus term (remember that the ME preserves algebraic structure to every order) and thus generates unitary, coherent time evolution. Conversely, the second term is Hermitian and thus generates decoherence [62]. The former is more difficult to compute than the latter because the second order of the ME, Eq. (8b), contains nested time integrals. Arguments can be made [16], however, that for single gates in an experimental context the coherent errors captured by this term can be calibrated out to a large degree [63,64]. Moreover, many of the central quantities of interest that can be extracted from the quantum process, among which are gate fidelities and certain measurement probabilities, are functions of only the diagonal elements of  $\mathcal{K}$ . By virtue of the antisymmetry of the second-order terms, they do not contribute to these quantities to leading order as we show in Sec. II D.

While we will also lay out how to compute the second order, our discussion will therefore focus on contributions from the incoherent term below. As it turns out, this term can be computed using a filter-function formalism based on that by Green *et al.* [29]. To see this, we insert the explicit forms of the ME given in Eq. (8) and the noise Hamiltonian given in Eq. (3) into Eq. (12). Together with  $[\mathcal{L}, \mathcal{L}'] = [[H, H'], \cdot]$  and  $\mathcal{L}\mathcal{L}' = [H, [H', \cdot]]$ , we find that

$$\begin{aligned} \mathcal{K}(\tau) = & -\frac{1}{2} \sum_{\alpha\beta} \left( \int_0^\tau dt_1 \int_0^{t_1} dt_2 \langle b_\alpha(t_1)b_\beta(t_2) \rangle [[\tilde{B}_\alpha(t_1), \tilde{B}_\beta(t_2)], \cdot] \right. \\ & \left. + \int_0^\tau dt_1 \int_0^\tau dt_2 \langle b_\alpha(t_1)b_\beta(t_2) \rangle [\tilde{B}_\alpha(t_1), [\tilde{B}_\beta(t_2), \cdot]] \right), \end{aligned} \quad (13)$$

where  $\tilde{B}_\alpha(t) = U_c^\dagger(t)B_\alpha(t)U_c(t)$  are the noise operators of Eq. (3) in the interaction picture.  $\langle b_\alpha(t_1)b_\beta(t_2) \rangle$  is the cross-correlation function of noise sources  $\alpha$  and  $\beta$  which we will later relate to the spectral density. For now, we stay in the time domain and introduce an orthonormal and Hermitian operator basis for the Hilbert space  $\mathcal{H}$  to define the Liouville representation,

$$\mathcal{C} = \{C_k \in \mathcal{L}(\mathcal{H}) : C_k^\dagger = C_k \text{ and } \text{tr}(C_k C_l) = \delta_{kl} d^{2-1}\}, \quad (14)$$

where we choose  $C_0 = \mathbb{1}/d^{1/2}$  for convenience so that the remaining elements are traceless. In order to separate the commutators from the time dependence and hence the integral in Eq. (13), we expand the noise operators in this basis so that

$$\tilde{B}_\alpha(t) =: \sum_k \tilde{B}_{\alpha k}(t) C_k. \quad (15)$$

The expansion coefficients  $\tilde{B}_{\alpha k}(t) \in \mathbb{R}$  are given by the inner product of a noise operator in the interaction picture on the

one hand and a basis element on the other:

$$\tilde{B}_{\alpha k}(t) = \langle \tilde{B}_\alpha(t), C_k \rangle = \text{tr}(U_c^\dagger(t)B_\alpha(t)U_c(t)C_k). \quad (16)$$

In line with Green *et al.* [29], we call these coefficients the control matrix (see also Refs. [65] and [35]). In the transfer matrix (superoperator) picture we can take up the following interpretation for the control matrix by virtue of the cyclicity of the trace: it describes a mapping of a state, represented by the basis element  $C_k$  and subject to the control operation  $\mathcal{U}_c(t): C_k \rightarrow U_c(t)C_k U_c^\dagger(t)$ , onto the noise operator  $B_\alpha(t)$ . That is, we can write the  $\alpha$ th row of the control matrix as  $\langle \tilde{B}_\alpha(t) | = \langle B_\alpha(t) | \mathcal{U}_c(t)$ . In this connection lies the power of the filter-function formalism as will become clear shortly; we can first determine the ideal evolution without noise and subsequently evaluate the error process by linking the unitary control operation to the noise operators.

Having expanded the noise operators in the basis  $\mathcal{C}$ , we can already anticipate that upon substituting them, Eq. (13) will separate into a time-dependent part involving on the one hand the control matrix and cross-correlation functions and

on the other a time-independent part involving commutators of basis elements. This will simplify our calculations in the following. To see this, we recall the definition of the Liouville representation in Eq. (1) and apply it to the cumulant function so that  $\mathcal{K}_{ij} = \text{tr}(C_i \mathcal{K}[C_j])$ , where the notation  $\mathcal{K}[C_j]$  means substituting  $C_j$  for the placeholder  $\langle \cdot \rangle$  in the commutators in Eq. (13) and we suppressed the time argument for legibility. Finally, we insert the expanded noise operators given by Eq. (15) and obtain the Liouville representation of the cumulant function,

$$\mathcal{K}_{ij}(\tau) = -\frac{1}{2} \sum_{\alpha\beta} \sum_{kl} (f_{ijkl} \Delta_{\alpha\beta,kl} + g_{ijkl} \Gamma_{\alpha\beta,kl}). \quad (17)$$

Here we captured the ordering of the noise operators due to the commutators in Eq. (13) in the coefficients  $f_{ijkl}$  and  $g_{ijkl}$ . These are trivial functions of the fourth-order trace tensor [66]

$$T_{ijkl} = \text{tr}(C_i C_j C_k C_l) \quad (18)$$

given by

$$f_{ijkl} = T_{klji} - T_{lkji} - T_{klij} + T_{lkij} \quad \text{and} \quad (19a)$$

$$g_{ijkl} = T_{klji} - T_{kjli} - T_{kilj} + T_{kijl}. \quad (19b)$$

Furthermore, we introduced the frequency (Lamb) shifts  $\Delta$  and decay amplitudes  $\Gamma$  which contain all information on the noise and qubit dynamics as captured by the control matrix  $\tilde{\mathcal{B}}(t)$ :

$$\Delta_{\alpha\beta,kl} = \int_0^\tau dt_1 \int_0^{t_1} dt_2 \langle b_\alpha(t_1) b_\beta(t_2) \rangle \tilde{\mathcal{B}}_{\alpha k}(t_1) \tilde{\mathcal{B}}_{\beta l}(t_2), \quad (20)$$

$$\Gamma_{\alpha\beta,kl} = \int_0^\tau dt_1 \int_0^\tau dt_2 \langle b_\alpha(t_1) b_\beta(t_2) \rangle \tilde{\mathcal{B}}_{\alpha k}(t_1) \tilde{\mathcal{B}}_{\beta l}(t_2). \quad (21)$$

The frequency shifts  $\Delta$  correspond to the first term in Eq. (12), hence incurring coherent errors, i.e., generalized axis and overrotation errors. They reflect a perturbative correction to the quantum evolution due to a change of the Hamiltonian at two points in time, and thus time ordering matters. Conversely, the decay amplitudes  $\Gamma$  correspond to the second term and capture the decoherence. These terms are due to an incoherent average that takes only classical correlations into account, so that time ordering does not play a role. Note that Eq. (17) together with Eq. (9) constitutes an exact version (in the Liouville representation) of Eq. (4) from Ref. [16] for Gaussian noise. The approximation of Ref. [16] is obtained by expanding the exponential to linear order and neglecting the second-order terms  $\Delta$ .

For a single qubit and  $\mathcal{C}$  the Pauli basis one can make use of the simple commutation relations so that the cumulant function takes the form (see Appendix A)

$$\mathcal{K}_{ij}(\tau) = \begin{cases} -\sum_{k \neq i} \Gamma_{kk} & \text{if } i = j, \\ -\Delta_{ij} + \Delta_{ji} + \Gamma_{ij} & \text{if } i \neq j, \end{cases} \quad (22)$$

for  $i, j > 0$  and any  $\alpha, \beta$ . As mentioned in Sec. II A the cases  $j = 0$  and  $i = 0$  encode trace preservation and unitality, respectively, and as such  $\mathcal{K}_{0j} = \mathcal{K}_{i0} = 0$  since our model is both trace preserving and unital.

## B. Calculating the decay amplitudes

In order to evaluate the cumulant function  $\mathcal{K}(\tau)$  given by Eq. (17) and thus the transfer matrix  $\langle \tilde{\mathcal{U}}(\tau) \rangle$  from Eq. (9) for a given control operation, we solely require the decay amplitudes  $\Gamma_{kl}$  and frequency shifts  $\Delta_{kl}$  since the trace tensor  $T_{ijkl}$  depends only on the choice of basis and is therefore trivial (although quite costly for large dimensions; cf. Sec. III C) to calculate. In this section, we describe simple methods for calculating  $\Gamma_{kl}$  using an extension of the filter-function formalism developed by Green *et al.* [29] that we introduced in Ref. [16]. The central quantity of interest will be the control matrix that we already introduced above. It relates the interaction picture noise operators to the operator basis and we will compute it in Fourier space in order to identify the cross-correlation functions with the noise spectral density in Eq. (21). We distinguish between a sequence of quantum gates, as already presented in our related work [16], and a single gate. In the first case the control matrix of the entire sequence can be calculated from those of the individual gates, greatly simplifying the calculation if the latter have been pre-computed. This approach gives rise to correlation terms in the expression for  $\Gamma_{kl}$  that capture the effects of sequencing gates. In the second case, as was shown by Green *et al.* [29], one can calculate the control matrix for arbitrary single pulses under the assumption of piecewise constant control and we lay out how to adapt the approach for numerical applications.

We start by noting that, because we assumed the noise fields  $b_\alpha(t)$  to be wide-sense stationary, that is to say the cross-correlation functions evaluated at two different points in time  $t_1$  and  $t_2$  depend only on their difference  $t_1 - t_2$ , we can define the two-sided noise power spectral density  $S_{\alpha\beta}(\omega)$  as the Fourier transform of the cross-correlation functions  $\langle b_\alpha(t_1) b_\beta(t_2) \rangle$ ,

$$\langle b_\alpha(t_1) b_\beta(t_2) \rangle = \int_{-\infty}^{\infty} \frac{d\omega}{2\pi} S_{\alpha\beta}(\omega) e^{-i\omega(t_1-t_2)}. \quad (23)$$

Note that the spectrum characterizes only the noise fully in the case of Gaussian noise. For non-Gaussian components in the noise, additional polyspectra have in principle to be considered for higher-order correlation functions [67]. However, since we discuss only second-order contributions which involve two-point correlation functions here, we need to take only  $S_{\alpha\beta}(\omega)$  into account. Inserting the definition of the spectral density into Eq. (21), one finds

$$\Gamma_{\alpha\beta,kl} = \int_{-\infty}^{\infty} \frac{d\omega}{2\pi} \tilde{\mathcal{B}}_{\alpha k}^*(\omega) S_{\alpha\beta}(\omega) \tilde{\mathcal{B}}_{\beta l}(\omega) \quad (24)$$

with  $\tilde{\mathcal{B}}(\omega) = \int_0^\tau dt \tilde{\mathcal{B}}(t) e^{i\omega t}$  the frequency-domain control matrix. Note that  $\tilde{\mathcal{B}}^*(\omega) = \tilde{\mathcal{B}}(-\omega)$  because  $\tilde{\mathcal{B}}(t)$  is real. In the above equation, the fourth-order tensor

$$F_{\alpha\beta,kl}(\omega) := \tilde{\mathcal{B}}_{\alpha k}^*(\omega) \tilde{\mathcal{B}}_{\beta l}(\omega) \quad (25)$$

is the generalized filter function that captures the susceptibility of the decay amplitudes to noise at frequency  $\omega$ . For  $\alpha = \beta, k = l$ , and by summing over the basis elements,

$$F_\alpha(\omega) = \sum_k |\tilde{\mathcal{B}}_{\alpha k}(\omega)|^2 = \text{tr}(\tilde{\mathcal{B}}_\alpha^\dagger(\omega) \tilde{\mathcal{B}}_\alpha(\omega)), \quad (26)$$

and this tensor reduces to the canonical *fidelity* filter function [28] from which the entanglement fidelity can be obtained; see Sec. IID 1. Thus, if the frequency-domain control matrix  $\tilde{B}_{\alpha k}(\omega)$  for noise source  $\alpha$  and basis element  $k$  is known, the transfer matrix can be evaluated by integrating Eq. (24). Moreover, one can study the contributions of each pair of noise sources  $(\alpha, \beta)$  both separately or, at virtually no additional cost and to leading order, collectively by summing over them,  $\Gamma_{kl} = \sum_{\alpha\beta} \Gamma_{\alpha\beta,kl}$ .

We now discuss how to calculate the control matrix  $\tilde{B}(\omega)$  in frequency space for a given control operation. We focus first on sequences of quantum gates, assuming that the control matrices  $\tilde{B}^{(g)}(\omega)$  for each gate  $g$  have been calculated before.

### 1. Control matrix of a gate sequence

For a sequence of gates with precomputed interaction picture noise operators, the approach developed by Green *et al.* [29] based on piecewise constant control can be adapted to yield an analytical expression for those of the composite gate sequence that is computationally efficient to evaluate [16]. Here we review these results to give a complete picture of the formalism. While our results are general and apply to any superoperator representation, we employ the Liouville representation here for its simple composition operation: matrix multiplication. Computationally, this is not the most efficient choice since transfer matrices have dimension  $d^2 \times d^2$  and thus their matrix multiplication scales unfavorably compared to, for example, left-right conjugation by unitaries (cf. Sec. IIID). However, because the structure of the control matrix  $\tilde{B}$  is similar to that of a transfer matrix (remember that it corresponds to a basis expansion of the interaction picture noise operators), we will obtain a particularly concise expression for the sequence in the following. For a perhaps more intuitive description employing exclusively conjugation by unitaries, we refer the reader to our accompanying publication Ref. [16].

A sequence of  $G$  gates with propagators  $P_g = U_c(t_g, t_{g-1})$ ,  $g \in \{1, \dots, G\}$  that act during the  $g$ th time interval  $(t_{g-1}, t_g]$  with  $t_0 = 0$ ,  $t_G = \tau$  as illustrated in Fig. 1 is considered. The cumulative propagator of the sequence up to time  $t_g$  is then given by  $Q_g = \prod_{g'=g}^0 P_{g'}$  with  $P_0 = \mathbb{1}$  and its Liouville representation denoted by  $\mathcal{Q}^{(g)}$ . Furthermore, the control matrix of the  $g$ th pulse at the time  $t - t_{g-1}$  relative to

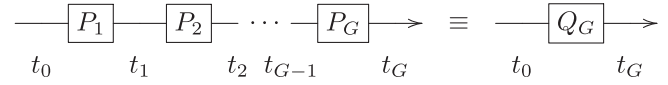


FIG. 1. Illustration of a sequence of  $G$  gates. Individual gates with propagators  $P_g$  start at time  $t_{g-1}$  and complete at time  $t_g$ . The total action from  $t_0$  to  $t_g$  is given by  $Q_g$ .

the start of segment  $g$  is

$$\tilde{B}_{\alpha k}^{(g)}(t - t_{g-1}) = \text{tr}(U_c^\dagger(t, t_{g-1}) B_\alpha(t - t_{g-1}) U_c(t, t_{g-1}) C_k). \quad (27)$$

We can now exploit the fact that in the transfer matrix picture quantum operations compose by matrix multiplication to write the total control matrix at time  $t \in (t_{g-1}, t_g]$  as

$$\tilde{B}(t) = \tilde{B}^{(g)}(t - t_{g-1}) \mathcal{Q}^{(g-1)}. \quad (28)$$

The Fourier transform of Eq. (28) can then be obtained by evaluating the transform of each gate separately,

$$\tilde{B}(\omega) = \sum_{g=1}^G e^{i\omega t_{g-1}} \tilde{B}^{(g)}(\omega) \mathcal{Q}^{(g-1)}, \quad (29)$$

$$\tilde{B}^{(g)}(\omega) = \int_0^{\Delta t_g} dt e^{i\omega t} \tilde{B}^{(g)}(t), \quad (30)$$

with  $\Delta t_g = t_g - t_{g-1}$  the duration of gate  $g$ . Hence, calculating the control matrix of the full sequence requires only the knowledge of the temporal positions, encoded in the phase factors  $e^{i\omega t_{g-1}}$ , and the total intended action  $\mathcal{Q}^{(g-1)}$  of the individual pulses if their control matrices have been precomputed. The sequence structure can thus be exploited to one's benefit. If the same gates appear multiple times during the sequence one can reuse control matrices for equal pulses to facilitate calculating FFs for complex sequences with modest computational effort. Most importantly, Eq. (29) is independent of the inner structure of the individual pulses and therefore takes the same time to evaluate whether they are highly complex or very simple. In Sec. IIID we will analyze the computational efficiency of capitalizing on this feature in more detail.

As we have seen, the total control matrix of a composite pulse sequence is given by a sum over the individual control matrices. Since  $\tilde{B}(\omega)$  enters Eq. (24) twice, this leads to correlation terms between two gates at different positions in the sequence when computing the total decay amplitudes  $\Gamma_{\alpha\beta,kl}$ . Inserting Eq. (29) into Eq. (24) gives

$$\Gamma_{\alpha\beta,kl} = \sum_{g,g'=1}^G \int_{-\infty}^{\infty} \frac{d\omega}{2\pi} [\mathcal{Q}^{(g'-1)\dagger} \tilde{B}^{(g')\dagger}(\omega)]_{k\alpha} S_{\alpha\beta}(\omega) [\tilde{B}^{(g)}(\omega) \mathcal{Q}^{(g-1)}]_{\beta l} e^{i\omega(t_{g-1}-t_{g'-1})} =: \sum_{g,g'=1}^G \int_{-\infty}^{\infty} \frac{d\omega}{2\pi} S_{\alpha\beta}(\omega) F_{\alpha\beta,kl}^{(gg')}(\omega), \quad (31)$$

where we defined the pulse correlation filter function  $F_{\alpha\beta,kl}^{(gg')}(\omega)$  that captures the temporal correlations between pulses at different positions  $g$  and  $g'$  in the sequence. Unlike regular FFs, these can be negative for  $g \neq g'$  and therefore reduce the overall noise susceptibility of a sequence given by  $F(\omega) = \sum_{gg'} F^{(gg')}(\omega)$ . We have thus gained a concise description of the noise-cancelling properties of gate sequences: in this picture, they arise purely from the concatenation of

different pulses, quantifying, for instance, the effectiveness of DD sequences [16].

### 2. Control matrix of a single gate

Previous efforts have derived the control matrix analytically for selected pulses such as dynamical decoupling (DD) sequences [20], special dynamically corrected gates (DCGs) [30], as well as developed a general analytic framework

[28,29]. However, analytical solutions might not always be accessible, e.g., for numerically optimized pulses, and are generally laborious to obtain. Therefore, we now detail a method to obtain the control matrix numerically under the assumption of piecewise constant control. Our method is similar in spirit to that of Green *et al.* [28] for single qubits with  $d = 2$ , but whereas those authors computed analytical solutions to the relevant integrals during each time step, here we use matrix diagonalization to obtain the propagator of a control operation to make the approach amenable to numerical implementation. This allows carrying out the Fourier transform of the control matrix (16) analytically by writing the control propagators in terms of their eigenvalues in diagonal form.

We divide the total duration of the control operation,  $\tau$ , into  $G$  intervals  $(t_{g-1}, t_g]$  of duration  $\Delta t_g$  with  $g \in \{0, \dots, G\}$  and  $t_0 = 0, t_G = \tau$ . We then approximate the control Hamiltonian as constant within each interval so that within the  $g$ th

$$H_c(t) = H_c^{(g)} = \text{const} \quad (32)$$

and similarly the deterministic time dependence of the noise operators as  $B_\alpha(t) = s_\alpha(t)B_\alpha = s_\alpha^{(g)}B_\alpha$ . Under this approximation we can diagonalize the time-independent Hamiltonians  $H_c^{(g)}$  with eigenvalues  $\omega_i^{(g)}$  numerically and write the time evolution operator that solves the noise-free Schrödinger equation as  $U_c(t, t_{g-1}) = V^{(g)}D^{(g)}(t, t_{g-1})V^{(g)\dagger}$ . Here,  $V^{(g)}$  is the unitary matrix of eigenvectors of  $H_c^{(g)}$  and the diagonal matrix  $D_{ij}^{(g)}(t, t_{g-1}) = \delta_{ij} \exp[-i\omega_i^{(g)}(t - t_{g-1})]$  contains the time evolution of the eigenvalues. Using this result together with  $Q_{g-1}$ , the cumulative propagator up to time  $t_{g-1}$ , we can acquire the total time evolution operator at time  $t$  from  $U_c(t) = U_c(t, 0) = U_c(t, t_{g-1})Q_{g-1}$ . We then substitute this relation into the definition of the control matrix, Eq. (16), and obtain

$$\begin{aligned} \tilde{B}_{\alpha k}(t) &= s_\alpha^{(g)} \text{tr}(Q_{g-1}^\dagger V^{(g)} D^{(g)\dagger}(t, t_{g-1}) V^{(g)} B_\alpha \\ &\quad \times V^{(g)} D^{(g)}(t, t_{g-1}) V^{(g)\dagger} Q_{g-1} C_k) \end{aligned} \quad (33)$$

$$=: s_\alpha^{(g)} \sum_{ij} \bar{B}_{\alpha, ij}^{(g)} \bar{C}_{k, ji}^{(g)} e^{i\Omega_{ij}^{(g)}(t - t_{g-1})}, \quad (34)$$

where  $\Omega_{ij}^{(g)} = \omega_i^{(g)} - \omega_j^{(g)}$ ,  $\bar{C}_k^{(g)} = V^{(g)\dagger} Q_{g-1} C_k Q_{g-1}^\dagger V^{(g)}$ , and  $\bar{B}_\alpha^{(g)} = V^{(g)\dagger} B_\alpha V^{(g)}$ . Carrying out the Fourier transform of Eq. (34) to get the frequency-domain control matrix of the pulse generated by the Hamiltonian from Eq. (32) is now straightforward since the integrals involved are over simple exponential functions. We obtain

$$\tilde{B}_{\alpha k}(\omega) = \sum_{g=1}^G s_\alpha^{(g)} e^{i\omega t_{g-1}} \text{tr}([\bar{B}_\alpha^{(g)} \circ I^{(g)}(\omega)] \bar{C}_k^{(g)}) \quad (35)$$

with  $I_{ij}^{(g)}(\omega) = -i(e^{i(\omega + \Omega_{ij}^{(g)})\Delta t_g} - 1)/(\omega + \Omega_{ij}^{(g)})$  and the Hadamard product  $(A \circ B)_{ij} := A_{ij} \cdot B_{ij}$ . Equation (35) is readily evaluated on a computer and thus enables the calculation of FFs of arbitrary control sequences, either on its own or in conjunction with Eq. (29). A similar expression is obtained for representations other than the Liouville representation.

### C. Calculating the frequency shifts

The frequency shifts  $\Delta_{\alpha\beta,kl}$  in Eq. (17) correspond to the second order of the ME and thus involve a double integral with a nested time dependence. This makes their evaluation more involved than that of the decay amplitudes  $\Gamma_{\alpha\beta,kl}$  and, in contrast to the previous section, we cannot identify a concatenation rule or single out correlation terms as in Eq. (31). However, we can still apply the approximation of piecewise constant control and follow a similar approach as in Sec. II B 2 to compute  $\Delta$  in Fourier space. Since these terms correspond to a coherent gate error that can in principle be calibrated out in experiments we will not go into much detail here.

We follow the arguments made above for the decay amplitudes and express the cross-correlation functions  $\langle b_\alpha(t)b_\beta(t') \rangle$  by their Fourier transform, the spectral density  $S_{\alpha\beta}(\omega)$ , using Eq. (23). Inserting this equation into the definition of the frequency shifts in the time domain, Eq. (20), yields

$$\begin{aligned} \Delta_{\alpha\beta,kl} &= \int_{-\infty}^{\infty} \frac{d\omega}{2\pi} S_{\alpha\beta}(\omega) \int_0^\tau dt \tilde{B}_{\alpha k}(t) e^{-i\omega t} \\ &\quad \times \int_0^t dt' \tilde{B}_{\beta l}(t') e^{i\omega t'}. \end{aligned} \quad (36)$$

We again assume piecewise constant time segments so that the inner time integral can be split up into a sum of integrals over complete constant segments  $(t_{g'-1}, t_{g'}]$  as well as a single integral that contains the last, incomplete segment up to time  $t$ . That is, taking the time  $t$  of the outer integral to be within the interval  $(t_{g-1}, t_g]$  we perform the replacement

$$\int_0^t dt' \rightarrow \sum_{g'=1}^{g-1} \int_{t_{g'-1}}^{t_{g'}} dt' + \int_{t_{g-1}}^t dt'. \quad (37)$$

We have thus divided our task into two: The first term allows, as before in Secs. II B 1 and II B 2, to identify the Fourier transform of the control matrix during time steps  $g'$  and  $g$  for both the inner and the outer integral according to Eq. (35). The second term remains a nested double integral, but now the integrand contains only products of complex exponentials because we assume the control to be constant within the limits of integration. As a next step, we also replace the outer time integral by a sum of integrals over single segments,  $\int_0^\tau dt \rightarrow \sum_{g=1}^G \int_{t_{g-1}}^{t_g} dt$ , to obtain

$$\Delta_{\alpha\beta,kl} = \int_{-\infty}^{\infty} \frac{d\omega}{2\pi} S_{\alpha\beta}(\omega) \sum_{g=1}^G \int_{t_{g-1}}^{t_g} dt e^{-i\omega t} \tilde{B}_{\alpha k}(t) \left\{ \sum_{g'=1}^{g-1} \int_{t_{g'-1}}^{t_{g'}} dt' + \int_{t_{g-1}}^t dt' \right\} e^{i\omega t'} \tilde{B}_{\beta l}(t'). \quad (38)$$

Before continuing, we ease notation and define  $\tilde{B}(\omega) =: \sum_g \mathcal{G}^{(g)}(\omega)$  with  $\mathcal{G}^{(g)}(\omega)$  obtained from Eq. (35) and furthermore adopt the Einstein summation convention for the remainder of this section, meaning multiple subscript indices that appear on only one side of an equality are summed over implicitly. We now proceed like in Sec. II B 2 and make use of the piecewise constant



approximation to diagonalize the control Hamiltonian during each segment. For the nested integrals, we obtain  $\tilde{B}_{\alpha k}(t)$  from Eq. (34), whereas the remaining integrals factorize and we can identify the Fourier transformed quantity  $\mathcal{G}^{(g)}(\omega)$ . Equation (38) then becomes

$$\Delta_{\alpha\beta,kl} = \int_{-\infty}^{\infty} \frac{d\omega}{2\pi} S_{\alpha\beta}(\omega) \sum_{g=1}^G \left[ \mathcal{G}_{\alpha k}^{(g)*}(\omega) \sum_{g'=1}^{g-1} \mathcal{G}_{\beta l}^{(g')}(\omega) + s_{\alpha}^{(g)} \bar{B}_{\alpha,ij}^{(g)} \bar{C}_{k,ji}^{(g)} I_{ijmn}^{(g)}(\omega) \bar{C}_{l,nm}^{(g)} \bar{B}_{\beta,mn}^{(g)} s_{\beta}^{(g)} \right] \quad (39)$$

with  $\bar{B}_{\alpha,ij}^{(g)}$ ,  $\bar{C}_{k,ij}^{(g)}$ ,  $\Omega_{ij}^{(g)}$  as defined above in Sec. II B 2 and

$$I_{ijmn}^{(g)}(\omega) = \int_{t_{g-1}}^{t_g} dt e^{i\Omega_{ij}^{(g)}(t-t_{g-1})-i\omega t} \int_{t_{g-1}}^t dt' e^{i\Omega_{mn}^{(g)}(t'-t_{g-1})+i\omega t'}. \quad (40)$$

Explicit results for the integration in Eq. (40) are given in Appendix A 2. To calculate the frequency shifts  $\Delta$ , we can thus reuse the quantity  $\mathcal{G}^{(g)}(\omega)$  also required for the decay amplitudes  $\Gamma$ . The only additional computation, apart from contraction, involves the  $G$  integrations  $I_{ijmn}^{(g)}(\omega)$ . Importantly, Eq. (39) has the same structure as the corresponding Eq. (24) for  $\Gamma$  in that the individual entries of  $\Delta$  are given by an integral over the spectral density of the noise multiplied with a—in this case second-order—filter function that describes the susceptibility to noise at frequency  $\omega$ :

$$\Delta_{\alpha\beta,kl} = \int_{-\infty}^{\infty} \frac{d\omega}{2\pi} S_{\alpha\beta}(\omega) F_{\alpha\beta,kl}^{(2)}(\omega). \quad (41)$$

### D. Computing derived quantities

By means of Eqs. (29), (35), and (39), one can obtain the cumulant function  $\mathcal{K}(\tau)$  from Eq. (17) and hence the error process  $\langle \tilde{\mathcal{U}}(\tau) \rangle$  from Eq. (9) for an arbitrary sequence of gates. From this, several quantities of interest for the characterization of a given control operation can be extracted. We explicitly review the average gate and state fidelities as well as expressions to quantify leakage here, but emphasize that this is not exhaustive. Because for many applications the noise is weak and hence the parameter  $\xi \ll 1$ , we will in the following expand the exponential in Eq. (7) to leading order in  $\xi$  in the following. That is, we approximate [remember that  $\mathcal{K}(\tau) \in \mathcal{O}(\xi^2)$ ]

$$\langle \tilde{\mathcal{U}}(\tau) \rangle \approx \mathbb{1} + \mathcal{K}(\tau). \quad (42)$$

For Gaussian noise, higher-order corrections can be obtained either by explicitly calculating higher powers of  $\mathcal{K}$  or by numerically evaluating the exponential of the cumulant function. The former method often leads to simpler expressions than Eq. (17) for which the trace tensor  $T_{ijkl}$  need not be computed directly. In the weak-noise regime, one can also define specific FFs for each derived quantity that are given in terms of linear combinations of the generalized FFs  $F_{\alpha\beta,kl}(\omega)$ . The ensemble expectation value of the quantity can then be obtained directly from the overlap with the spectral density,  $\int d\omega/2\pi F(\omega)S(\omega)$ . Finally, we will drop the averaging brackets and the argument of the error transfer matrix  $\langle \tilde{\mathcal{U}}(\tau) \rangle$  for brevity in the following.

#### 1. Average gate and entanglement fidelity

The average gate fidelity is a commonly quoted figure of merit used to characterize physical gate implementa-

tions [5,8,68–70]. It represents the fidelity between an implementation  $\mathcal{U}$  and the ideal gate  $\mathcal{Q}$  averaged over the uniform Haar measure. Since  $\mathcal{F}_{\text{avg}}(\mathcal{U}, \mathcal{Q}) = \mathcal{F}_{\text{avg}}(\mathcal{Q}^\dagger \circ \mathcal{U}, \mathbb{1}) = \mathcal{F}_{\text{avg}}(\tilde{\mathcal{U}})$ , the average gate fidelity can be obtained from the error channel  $\tilde{\mathcal{U}}$  as [71,72]

$$\mathcal{F}_{\text{avg}}(\tilde{\mathcal{U}}) = \frac{\text{tr} \tilde{\mathcal{U}} + d}{d(d+1)} \quad (43)$$

$$= \frac{d \times \mathcal{F}_e(\tilde{\mathcal{U}}) + 1}{d+1}, \quad (44)$$

where  $d$  is the system dimension and  $\mathcal{F}_e(\tilde{\mathcal{U}}) = \text{tr} \tilde{\mathcal{U}}/d^2$  is the entanglement fidelity. In the low-noise regime where Eq. (42) holds, we can write the entanglement fidelity in terms of the cumulant function  $\mathcal{K}_{\alpha\beta}$  approximately as

$$\mathcal{F}_e(\tilde{\mathcal{U}}) = 1 + \frac{1}{d^2} \sum_{\alpha\beta} \text{tr} \mathcal{K}_{\alpha\beta} \quad (45)$$

$$=: 1 - \sum_{\alpha\beta} \mathcal{I}_{\alpha\beta}(\tilde{\mathcal{U}}). \quad (46)$$

Here we defined  $\mathcal{I}_{\alpha\beta}$ , the infidelity due to a pair of noise sources  $(\alpha, \beta)$ . As we show in Appendix A 3, we can simplify the trace of the cumulant function so that the infidelity reads

$$\mathcal{I}_{\alpha\beta} = \frac{1}{d} \text{tr} \Gamma_{\alpha\beta}. \quad (47)$$

Equation (47) reduces to Eq. (32) from Ref. [28] for a single qubit ( $d = 2$ ) and pure dephasing noise up to a different normalization convention; by pulling the trace through to the generalized filter function  $F_{\alpha\beta,kl}(\omega)$  in Eq. (24), we recover the relation (setting  $\alpha = \beta$  for simplicity)

$$\mathcal{I}_{\alpha} = \frac{1}{d} \int_{-\infty}^{\infty} \frac{d\omega}{2\pi} S_{\alpha}(\omega) F_{\alpha}(\omega) \quad (48)$$

with the fidelity filter function  $F_{\alpha}(\omega)$  given by Eq. (26). Notably, only the decay amplitudes  $\Gamma$  contribute to the fidelity to leading order since the frequency shifts  $\Delta$  are antisymmetric and therefore vanish under the trace.

#### 2. State fidelity and measurements

In the context of quantum information processing we are often interested in the probability of measuring the expected state during readout. We can extract this projective readout probability from the transfer matrix in Eq. (7) by inspecting the transition probability, or state fidelity, between a pure state

$\rho = |\psi\rangle\langle\psi|$  and an arbitrary state  $\sigma$  that evolves according to the quantum operation  $\mathcal{E}:\sigma \rightarrow \mathcal{E}(\sigma)$ . Using the double bracket notation introduced at the beginning of Sec. II we then define the state fidelity as

$$\mathcal{F}(|\psi\rangle, \mathcal{U}(\sigma)) = \text{tr}(\rho \mathcal{E}(\sigma)) = \langle\langle \rho | \mathcal{E}(\sigma) \rangle\rangle = \langle\langle \rho | \mathcal{E} | \sigma \rangle\rangle, \quad (49)$$

where we have expressed the density matrices by vectors on the Liouville space  $\mathcal{L}$  and  $\mathcal{E}$  as a transfer matrix. We can thus calculate arbitrary pure state fidelities by simple matrix-vector multiplications of the transfer matrices  $\mathcal{E} = Q\tilde{\mathcal{U}}$  and the vectorized density matrices  $|\rho\rangle\rangle$  and  $|\sigma\rangle\rangle$ . In Sec. V C we employ this measure to simulate a RB experiment where return probabilities are of interest so that  $\mathcal{F}(|\psi\rangle, \mathcal{E}(\rho)) = \langle\langle \rho | Q\tilde{\mathcal{U}} | \rho \rangle\rangle$ .

General measurements can be incorporated in the superoperator formalism we have employed here in a straightforward manner using the positive operator-valued measure (POVM) formalism [49, 73]. POVMs constitute a set of Hermitian, positive semidefinite operators  $\{E_i\}_i$  (in contrast to the projective measurement  $\{|\psi\rangle\langle\psi|, \mathbb{1} - |\psi\rangle\langle\psi|\}$ ) that fulfill the completeness relation  $\sum_i E_i = \mathbb{1}$  and in the double bracket notation may be represented as the row vectors  $\{\langle\langle E_i | \rangle\rangle_i$  in Liouville space. Consequently, the measurement probability for outcome  $E_i$  is given by  $\langle\langle E_i | \mathcal{E}(\sigma) \rangle\rangle = \langle\langle E_i | \mathcal{E} | \sigma \rangle\rangle$  if the system was prepared in the state  $\sigma$  and evolved according to  $\mathcal{E}$ .

### 3. Leakage

In many physical implementations qubits are not encoded in real two-level systems but in two levels of a larger Hilbert space (e.g., transmon [74] or singlet-triplet [75] spin qubits) such that population can leak between this computational subspace and other energy levels. Thus, it is often of interest to quantify leakage when assessing gate performance. Recently, Wood and Gambetta [76] have suggested two separate measures for quantifying leakage out of the computational subspace on the one hand and seepage into the subspace on the other. With the filter-function formalism and the transfer matrix of the error process given by Eqs. (7) and (17), we can easily extract these quantities.

Using the definitions from Ref. [76] and the double bracket notation we can write the leakage rate generated by a quantum operation  $\mathcal{E}$  as

$$L_c(\mathcal{E}) := \frac{1}{d_c} \langle\langle \Pi_c | \mathcal{E} | \Pi_c \rangle\rangle \quad (50a)$$

and the seepage rate as

$$L_\ell(\mathcal{E}) := \frac{1}{d_\ell} \langle\langle \Pi_c | \mathcal{E} | \Pi_\ell \rangle\rangle. \quad (50b)$$

Here,  $\Pi_{c,\ell}$  are projectors onto the computational and leakage subspaces, respectively, and  $d_{c,\ell}$  the corresponding dimensions. For unital channels the leakage and seepage rates are not independent but satisfy  $d_c L_c = d_\ell L_\ell$  [76] so that we need to consider only one of the above expressions here (cf. Sec. II A 2).

Equations (50a) and (50b) can be used to determine both coherent and incoherent leakage separately by substituting  $Q$  or  $\tilde{\mathcal{U}}$ , respectively, for  $\mathcal{E}$ . While the former is due to systematic errors of the applied pulse and could thus be corrected for by calibration, the latter is induced by noise only. Alternatively,

the leakage from both contributions can also be determined collectively by substituting  $\mathcal{U}$  for  $\mathcal{E}$ .

## III. PERFORMANCE ANALYSIS AND EFFICIENCY IMPROVEMENTS

In this section we focus on computational aspects of the formalism, remarking first on several mathematical simplifications that make the calculation of control matrices and decay amplitudes more economical. Following this, we investigate the computational complexity of the method in comparison with MC techniques and show that our software implementation surpasses the latter's performance in relevant parameter regimes.

### A. Periodic Hamiltonians

If the control Hamiltonian is periodic, that is  $H_c(t) = H_c(t + T)$ , we can reduce the computational effort of calculating the control matrix by potentially orders of magnitude (see Sec. V B for an application in Rabi driving). We start by making the following observations: First, the frequency domain control matrix of every period of the control is the same so that  $\tilde{\mathcal{B}}^{(g)}(\omega) = \tilde{\mathcal{B}}^{(1)}(\omega)$ . Moreover,  $e^{i\omega \Delta t_g} = e^{i\omega T}$  for all  $g$  so that  $e^{i\omega t_{g-1}} = e^{i\omega T(g-1)}$  and by the composition property of transfer matrices  $Q^{(g-1)} = [Q^{(1)}]^{g-1}$  where the superscript without parentheses denotes matrix power. We can then simplify Eq. (29) to read

$$\tilde{\mathcal{B}}(\omega) = \tilde{\mathcal{B}}^{(1)}(\omega) \sum_{g=0}^{G-1} [e^{i\omega T} Q^{(1)}]^g. \quad (51)$$

Furthermore, if the matrix  $\mathbb{1} - e^{i\omega T} Q^{(1)}$  is invertible, which is typically the case for the vast majority of values of  $\omega$ , the previous expression can be rewritten as

$$\tilde{\mathcal{B}}(\omega) = \tilde{\mathcal{B}}^{(1)}(\omega) (\mathbb{1} - e^{i\omega T} Q^{(1)})^{-1} (\mathbb{1} - [e^{i\omega T} Q^{(1)}]^G) \quad (52)$$

by evaluating the sum as a finite Neumann series. Equation (52) offers a significant performance benefit over regular concatenation in the case of many periods  $G$  as we will show in Sec. III D. Beyond numerical advantages, it also provides an analytic method for studying FFs of periodic driving Hamiltonians.

### B. Extending Hilbert spaces

Examining Eq. (16), we can see that the columns of the control matrix and therefore also the filter function are invariant (up to normalization) under an extension of the Hilbert space. This allows parallelizing pulses with precomputed control matrices in a very resource-efficient manner if one chooses a suitable operator basis. Note that the same also applies to other representations of quantum operations.

Suppose we extend the Hilbert space  $\mathcal{H}_1$  of a gate for which we have already computed the control matrix by a second Hilbert space  $\mathcal{H}_2$  so that  $\mathcal{H}_{12} = \mathcal{H}_1 \otimes \mathcal{H}_2$ . If we can find an operator basis whose elements separate into tensor products themselves, i.e.,  $\mathcal{C}_{12} = \mathcal{C}_1 \otimes \mathcal{C}_2$  as for the Pauli basis (cf. Sec. III C), the control matrix of the composite gate defined on  $\mathcal{H}_{12}$  has the same nontrivial columns as that of the original

gate on  $\mathcal{H}_1$  up to a different normalization factor. The remaining columns are simply zero. This is because the trace over a tensor product factors into traces over the individual subsystems so that  $\tilde{B}_{\alpha k}(t) \propto \text{tr}([U_1^\dagger \otimes U_2^\dagger][B_\alpha \otimes \mathbb{1}][U_1 \otimes U_2][\mathbb{1} \otimes C_k]) = \text{tr}(U_1^\dagger B_\alpha U_1 \mathbb{1}) \text{tr}(U_2^\dagger \mathbb{1} U_2 C_k) = 0$  since we assumed that the noise operators  $B_\alpha$  are traceless (cf. Sec. II A 2).

Generalizing this result to multiple originally disjoint Hilbert spaces we write the composite space as  $\mathcal{H} = \bigotimes_i \mathcal{H}_i$  and the corresponding basis as  $\mathcal{C} = \bigotimes_i \mathcal{C}_i$ . The control matrix of the composite pulse on  $\mathcal{H}$  is then a combination of the columns of the control matrices on  $\mathcal{H}_i$  for noise operators  $B_\alpha$  that are nontrivial, i.e., not the identity, only on their original space. For noise operators defined on more than one subspace, e.g.,  $B_{ij} = B_i \otimes B_j$ ,  $B_i \in \mathcal{H}_i$ ,  $B_j \in \mathcal{H}_j$ , this does not hold anymore and the corresponding row in the composite control matrix needs to be computed from scratch.

One can thus reuse precomputed control matrices beyond the concatenation laid out above when studying multiqubit pulses or algorithms. For concreteness, consider a set of one- and two-qubit pulses whose control matrices have been precomputed. We can then remap those control matrices to any other qubit in a larger register if the entire Hilbert space is defined by the tensor product of the single-qubit Hilbert spaces, and even map the control matrices of two different pulses to the same time slot on different qubits. Thus, we do not need to perform the possibly costly computation of the control matrices again but instead only need to remap the columns of  $\tilde{B}$  to the equivalent basis elements in the basis of the complete Hilbert space, making the assembly of algorithms that consist of a limited set of gates which are used at several points in the algorithm more efficient. In Sec. V D we simulate a four-qubit QFT algorithm making use of the shortcuts described here.

### C. Operator bases

Up to this point, we have not explicitly specified the basis that defines the Liouville representation. The only conditions imposed by Eq. (14) are orthonormality with respect to the Hilbert-Schmidt product and that the basis elements are Hermitian. Yet the choice of operator basis can have a large impact on the time it takes to compute the control matrix as discussed in the previous section. We therefore give a short overview over two possible choices in the following. As we are mostly interested in the computational properties, we represent linear operators in  $\mathcal{L}(\mathcal{H})$  as matrices on  $\mathbb{C}^{d \times d}$ .

The  $n$ -qubit Pauli basis fulfills the requirements set by Eq. (14) and furthermore allows for the simplifications described before. In our normalization convention where  $\langle C_i, C_i \rangle = \mathbb{1}$  it can be written as

$$\{\sigma_i\}_{i=0}^{d^2-1} = \left\{ \frac{\mathbb{1}}{\sqrt{2}}, \frac{\sigma_x}{\sqrt{2}}, \frac{\sigma_y}{\sqrt{2}}, \frac{\sigma_z}{\sqrt{2}} \right\}^{\otimes n} \quad (53)$$

with the Pauli matrices  $\sigma_x$ ,  $\sigma_y$ , and  $\sigma_z$ . While it is obvious that it is separable, meaning it factors into tensor products of the single-qubit Pauli matrices, the dimension of the Pauli basis is restricted to powers of two, i.e.,  $d = 2^n$ . An operator basis without this restriction is the generalized Gell-Mann (GGM) basis [77,78]. In the following we will discuss optimizations pertaining to this basis that are also implemented in the software (see Sec. IV).

The GGM matrices are a generalization of the Gell-Mann matrices known from particle physics to arbitrary dimensions. In our normalization convention, the basis (excluding the identity element) is given by [79]

$$\{\Lambda_i\}_{i=1}^{d^2-1} = \{u_{jk}, v_{jk}, w_l\}_{j,k,l} \quad (54)$$

with

$$u_{jk} = \frac{1}{\sqrt{2}}(|j\rangle\langle k| + |k\rangle\langle j|), \quad (54a)$$

$$v_{jk} = -\frac{i}{\sqrt{2}}(|j\rangle\langle k| - |k\rangle\langle j|), \quad (54b)$$

$$w_l = \frac{1}{\sqrt{l(l+1)}} \left( \sum_{m=1}^l |m\rangle\langle m| - l|l+1\rangle\langle l+1| \right), \quad (54c)$$

for  $1 \leq j < k \leq d$ ,  $1 \leq l \leq d-1$ , and an orthonormal vector basis  $\{|j\rangle\}_{j=1}^d$  of the Hilbert space. Expanding an arbitrary matrix  $A \in \mathbb{C}^{d \times d}$  in the basis of Eq. (54) is then simply a matter of adding up the corresponding matrix elements of  $A$  according to Eqs. (54a) to (54c). For instance, the expansion coefficient for the first symmetric basis element is given by  $u_{12} = (A_{12}|1\rangle\langle 2| + A_{21}|2\rangle\langle 1|)/\sqrt{2}$ . The explicit construction prescription of the GGM basis thus allows calculating inner products of the form  $\langle \Lambda_j | A \rangle$  at constant cost instead of the quadratic cost of the trace of a matrix product, speeding up the computation of the transfer matrix from Eq. (1) [in which case  $A = \mathcal{E}(\Lambda_k)$ ]. In numerical experiments, calculating the transfer matrix of a unitary  $U$  with dimension  $d$  and precomputed matrix products  $A_k = U \Lambda_k U^\dagger$  scaled as  $\sim d^{4.16}$ . This agrees with the expected scaling of  $\sim d^4$  (a transfer matrix has  $d^2 \times d^2$  elements) and presents a significant improvement over the explicit calculation with trace overlaps  $\text{tr}(\Lambda_j A_k)$  that we observed to scale as  $\sim d^{5.93}$  (we expected  $\sim d^6$ ).

Further inspection of the GGM basis additionally reveals an increasing sparsity for large  $d$  (the filling factor scales roughly with  $d^{-2}$ ), so that it is well suited for computing the trace tensor Eq. (18). Since this tensor has  $d^8$  elements, the amount of memory required for a dense representation becomes unreasonably large quite quickly. To overcome this constraint, we can use a GGM basis instead of a dense basis like the Pauli basis (which has a filling factor of  $1/2$ ). In this case, the resulting tensor is also sparse because the overlap between different basis elements is small. This not only enables storing the tensor in memory but also makes the calculation much faster since one can employ algorithms optimized for operations on sparse arrays (see Sec. IV).

As an illustration, consider a system of four qubits so that the Hilbert space has dimension  $d = 2^4$ . An operator basis for this space has  $d^2 = 2^8$  elements and consequently the tensor  $T_{ijkl}$  has  $(2^8)^4 = 2^{32}$  entries. Using 128 bit complex floats to represent the entries the tensor would take up  $\approx 68$  GB of memory in a dense format. Conversely, for a GGM basis stored in a sparse data structure, the resulting trace tensor takes up only  $\approx 100$  MB of memory. Furthermore, calculating  $T$  takes  $\approx 2.89$  s on an Intel® Core™ i9-9900K eight-core processor since a GGM has a low filling factor. By contrast, the same calculation with a Pauli basis takes  $\approx 217$  s. This is due to the larger filling factor on the one hand and because

sparse matrix multiplication algorithms perform poorly with dense matrices on the other.

#### D. Computational complexity

In order to assess the performance of FFs for computing fidelities compared to MC methods, we determine each method's asymptotic scaling behavior as a function of the system dimension  $d$ . For the FFs, we calculate the fidelities using Eqs. (48) and (26) in our software implementation, described in more detail in Sec. IV, and hence neglect contributions of  $O(\xi^4)$  from the frequency shifts  $\Delta$ . Additionally, we distinguish between three different approaches for calculating the control matrix; first, for a single pulse following Eq. (35), second for an arbitrary sequence of pulses following Eq. (29), and third for a periodic sequence of pulses following Eq. (52). For the single pulse, we run benchmarks using exemplary values for the various parameters on a machine with an AMD FX™-6300 processor with six logical cores and 24 GB of memory. We also discuss the filter function method using left-right conjugation by unitaries instead of the Liouville representation. The latter has higher memory requirements and is expected to perform poorly for large system dimensions  $d$  since one deals with  $d^2 \times d^2$  transfer matrices on a Liouville space  $\mathcal{L}$  instead of  $d \times d$  unitaries on a Hilbert space  $\mathcal{H}$ . In the software package, the calculations are currently implemented in Liouville space and calculation by conjugation is only partially supported through the low-level API. However, both representations perform similarly for small dimensions as we show below. Note that for a fair performance comparison the different nature of errors needs to be kept in mind. MC becomes less costly if larger statistical errors can be tolerated, whereas the filter-function formalism is typically limited by higher-order errors. For reference, the following considerations are summarized in Table I for each approach and a representative set of parameters.

TABLE I. Complexity scaling of the three approaches for calculating the discussed average gate fidelities. “FF (explicit)” stands for calculating filter functions from scratch following Eq. (35), “FF (concat.)” for sequences following Eq. (29), and “FF (periodic)” for periodic Hamiltonians following Eq. (52).  $\mathcal{H}$  and  $\mathcal{L}$  designate the vector space on which calculations are performed. Example values for the dominant contributions listed in the table are given for matrix multiplication exponent  $b = 2.376$ , dimension  $d = 2$ , number of time steps  $n_{\Delta t} = 1000$ , and number of gates  $G = 100$  (corresponding to a sequence of 100 single-qubit gates with 10 time steps each) with the remaining parameters as in Fig. 2. For increasing  $d$  the computational advantage of FF ( $\mathcal{L}$ ) over MC diminishes but is conserved for FF ( $\mathcal{H}$ ).

Method	Dominating scaling	Ex. values
MC ( $\mathcal{H}$ )	$n_{\Delta t} n_{\text{MC}} n_{\text{seg}} (d^b + d^3)$	$1.3 \times 10^8$
FF ( $\mathcal{L}$ , explicit)	$n_{\Delta t} n_{\omega} n_{\alpha} d^4 + n_{\Delta t} d^{b+2}$	$2.4 \times 10^7$
FF ( $\mathcal{H}$ , explicit)	$n_{\Delta t} n_{\omega} n_{\alpha} (d^2 + d^b)$	$1.4 \times 10^7$
FF ( $\mathcal{L}$ , concat.)	$G n_{\omega} n_{\alpha} d^4 + G d^{2b}$	$2.4 \times 10^6$
FF ( $\mathcal{H}$ , concat.)	$G n_{\omega} n_{\alpha} d^b$	$7.8 \times 10^5$
FF ( $\mathcal{L}$ , periodic)	$n_{\omega} (n_{\alpha} d^4 + d^{2b} + d^{2b} \log G)$	$1.0 \times 10^5$

To calculate the fidelity using MC, we generate  $n_{\text{MC}}$  different noise traces that slice every time step  $\Delta t$  of the pulse into  $n_{\text{seg}} = f_{\text{UV}} \Delta t$  segments to appropriately sample the spectral density with  $f_{\text{UV}}$  being the ultraviolet cutoff frequency. In total, there are  $n_{\Delta t} n_{\text{MC}} n_{\text{seg}}$  noise samples for each of which the Hamiltonian is diagonalized, exponentiated, and the resulting propagators multiplied to get the final, noisy unitary. The entanglement fidelity is then obtained by averaging the trace overlap  $\text{tr}(Q^\dagger U)/d$  of ideal and noisy unitary over all noise realizations. Taking the complexity of matrix diagonalization to be  $O(d^3)$  and matrix multiplication to be  $O(d^b)$  with  $b = 3$  for a naive algorithm and  $b = 2.376$  for the Coppersmith-Winograd algorithm [80], we expect MC to scale with the dimension  $d$  of the problem as  $\sim n_{\Delta t} n_{\text{MC}} n_{\text{seg}} (d^b + d^3)$ . For simplicity, we use a white noise spectrum for which  $S(\omega) = \text{const.}$  but note that sampling arbitrary spectra induces additional overhead for MC, depending on which method is used to generate the noise traces. Typical time-domain methods include the simulation of the underlying physical process (like two-state fluctuators) or the application of an inverse Fourier transform to white noise multiplied by a frequency-domain transfer function.

By contrast, the computational cost of the filter-function formalism as realized by Eq. (35) is independent of the form of the spectrum. For this approach we find the leading terms to scale as  $\sim n_{\Delta t} n_{\omega} n_{\alpha} d^4 + n_{\Delta t} d^{b+2}$  with  $n_{\alpha}$  the number of noise operators and  $n_{\omega}$  the number of frequency samples. Here, the first term is due to the trace in Eq. (35), which boils down to the trace of a matrix product,  $\sum_{ij} A_{ij} B_{ji}$ , that scales with  $d^2$  and is performed once for each of the  $d^2$  basis elements,  $n_{\alpha}$  noise operators,  $n_{\Delta t}$  time steps, and  $n_{\omega}$  frequency points. The second term is due to the transformation  $C_k \rightarrow \tilde{C}_k^{(g)}$  which requires multiplication of  $d \times d$  matrices for every time step and basis element. As  $n_{\alpha} n_{\omega} < n_{\text{MC}} n_{\text{seg}}$  for realistic parameters because the ultraviolet cutoff frequency needs to be chosen sufficiently high and the relative error of the method decreases with  $1/\sqrt{n_{\text{MC}}}$ , we expect that in the case of a single pulse the filter-function formalism in Liouville representation should outperform MC calculations for reasonably small dimensions  $d$ . Using left-right conjugation, this advantage should hold also for large  $d$ . In this case the Hadamard product ( $\sim d^2$ ) as well as matrix multiplication ( $\sim d^b$ ) are carried out for each frequency, noise operator, and time step to calculate the interaction picture noise operators  $\tilde{B}_{\alpha}(\omega)$ . We thus find this method to scale with  $\sim n_{\Delta t} n_{\omega} n_{\alpha} (d^2 + d^b)$ .

Figure 2 shows exemplary wall times for both methods and  $d \in [2, 120]$  that confirm our expectation. Only for about  $d \approx 100$  the overhead from the extra time steps and trajectories over which is averaged is compensated for MC. For smaller dimensions the calculation using FFs is faster by almost two orders of magnitude (see the inset showing the same data in a log-log plot). The lines show fits to  $t = ad^b$ . The data is not quite in the asymptotic regime due to limited memory so that even for large dimension terms of lower power in  $d$  contribute significantly to the run time. Even though this causes the fits to underestimate the exponent  $b$ , the general trend agrees with our expectation. Note that the crossover does not always occur at the same dimension  $d$ . On a different system with an Intel® Core™ i9-9900K eight-core processor the FF method



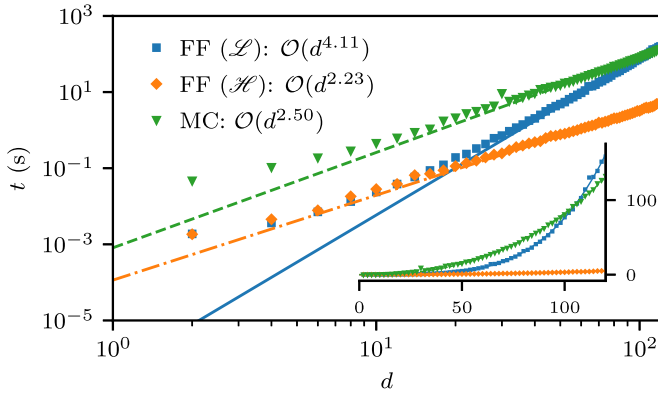


FIG. 2. Performance of the formalism using Eq. (35) compared to a MC method for a single gate as a function of problem dimension  $d$ . Parameters are  $n_{\Delta t} = 1$ ,  $n_{\alpha} = 3$ ,  $n_{MC} = 100$ ,  $f_{UV} = 10^2/\Delta t$ ,  $n_{\omega} = 500$  where  $n_{\alpha}$  is the number of noise operators considered,  $n_{MC}$  the number of MC trajectories over which is averaged, and  $n_{\omega}$  the number of frequency samples. The calculation using FFs clearly outperforms MC for small system sizes. For dimensions larger than  $d \approx 100$  (roughly equivalent to seven qubits) MC (blue squares) performs better than the filter function (FF) calculation with transfer matrices (green triangles) for this set of parameters and processor due to the better scaling behavior. Using conjugation by unitaries (orange diamonds) significantly outperforms Monte Carlo (MC) also for large dimensions. While the fits to  $t = ad^b$  (lines) underestimate the leading order exponent due to the data not being in the asymptotic regime, they support the expected relationship of complexity between the approaches. The inset shows the same data on a linear scale, highlighting the different scaling behaviors for large  $d$ .

outperformed MC even for  $d = 120$  beyond which available memory limited the simulation.

Quantifying the performance gain from using the control matrices' concatenation property to calculate fidelities of gate sequences is more difficult since it strongly depends on the number of gates occurring multiple times in the sequence (enabling reuse of precomputed control matrices) as well as the complexity of the individual gates. The evaluation using the concatenation rule Eq. (29) performs asymptotically worse than the evaluation for a complete pulse according to Eq. (35) because of higher powers of  $d$  dominating the calculation in the former case. Performing the  $G$  matrix multiplications  $\tilde{B}^{(g)}(\omega)Q^{(g-1)}$  from Eq. (29) is of order  $\sim Gn_{\omega}n_{\alpha}d^4$ , with  $G$  the number of pulses in the sequence. Furthermore, calculating the transfer matrix of the total propagators  $Q_{g-1}$  involves multiplication of  $d \times d$  matrices for all  $d^4$  combinations of basis elements amounting to  $\sim Gd^{b+4}$ . In case the Liouville representation of the individual pulses' total propagators  $P_g$ ,  $\mathcal{P}^{(g)}$ , have been precomputed, the latter computation can be made more efficient since one can just propagate the transfer matrices  $\mathcal{P}^{(g)}$  to obtain the cumulative transfer matrices for the sequence,  $Q^{(g)} = \prod_{g'=g}^0 Q^{(g')}$ , at cost  $\sim Gd^{2b}$ . The restriction to small dimensions does not apply for conjugation by unitaries as in this case the matrix multiplications involve  $d \times d$  matrices and we do not have to compute the Liouville representation. We thus obtain a more favorable asymptotic scaling of  $\sim Gn_{\omega}n_{\alpha}d^b$ .

Utilizing the concatenation property in the Liouville representation thus corresponds to effectively reducing the number of times the calculations scaling with  $\sim n_{\omega}n_{\alpha}d^4$  have to be carried out but incurs additional calculations scaling with  $\sim d^{2b}$ . Accordingly, it provides a performance benefit if a sequence consists of either very complex pulses, in which case single repetitions already make the calculation much more efficient, or of few pulses that occur many times. In the extremal case of  $G$  repetitions of a single gate the benefit of employing the concatenation property is most pronounced and can be improved even further utilizing the simplifications laid out in Sec. III A. Since matrix inversion has the same complexity as matrix multiplication and taking a matrix to the  $G$ th power requires  $O(\log G)$  matrix multiplications, Eq. (52) should scale with  $\sim n_{\omega}(n_{\alpha}d^4 + d^{2b} + d^{2b} \log G)$  (the first two terms are due to the final matrix multiplications and are independent of  $G$ ). It hence allows for a vast speedup over Eq. (29) in that the asymptotic behavior as a function of the number of gates changes from  $\sim G$  to  $\sim \log G$ . An example of this is presented in Sec. V B for the context of Rabi driving. Note that this closed form is a unique feature of the transfer matrix representation and not applicable to conjugation by unitaries.

#### IV. SOFTWARE IMPLEMENTATION

In this section we give an overview over the `filter_functions` software package implementing the main features of the formalism derived above. This includes the calculation of the decay amplitudes  $\Gamma$  and fidelities as well as the calculation of the control matrices for single gates and both generic and periodic sequences of gates. Moreover, control matrices may be efficiently extended to and merged on larger Hilbert spaces. Calculations using unitary conjugation instead of transfer matrices are implemented but at this point not available in the high-level API.

Our software is written in Python and available on GitHub [41] under the GPLv3 license. We also provide a current snapshot in the Supplemental Material [81]. It features a broad coverage through unit tests and extensive API documentation as well as didactic examples (see Sec. V). The package relies on the NumPy [82] and SciPy [83] libraries for vectorized array operations. Data visualization is handled by matplotlib [84]. For tensor multiplications with optimized contraction order we use `opt_einsum` [85] for which `sparse` [86], a library aiming to extend the SciPy sparse module to multi-dimensional arrays, serves as a backend in the calculation of the trace tensor from Eq. (18). Last, the package is written to interface with `qopt` [43,87] and `QuTiP` [42], frameworks for the simulation and optimization of open quantum systems, and mirrors the latter's data structure for Hamiltonians ensuring easy interoperability between the two.

##### A. Package overview

In the `filter_functions` package all operations are understood as sequences of pulses that are applied to a quantum system. These pulses are represented by instances of the `PulseSequence` class which holds information about the physical system (control and noise Hamiltonians) as well as the mathematical description (e.g., the basis used for the Liouville representation). As indicated above, the Hamilto-

nians  $H_c(t)$  and  $H_n(t)$  are given in a similar structure as in QuTiP. That is, a Hamiltonian is expressed as a sum of Hermitian operators with the time dependence encoded in piecewise constant coefficients so that

$$H_c(t) = \sum_i a_i^{(g)} A_i = \text{const}, \quad (55a)$$

$$H_n(t) = \sum_\alpha s_\alpha^{(g)} B_\alpha = \text{const} \quad (55b)$$

for  $t \in (t_{g-1}, t_g]$ ,  $g \in \{1, \dots, G\}$  and where the  $a_i^{(g)}$  are the amplitudes of the  $i$ th control field. Note that the noise variables  $b_\alpha(t)$  are missing from Eq. (55b) because they are captured by the spectral density  $S(\omega)$ . In the software, Eqs. (55a) and (55b) are represented as lists whose  $i$ th element corresponds to a sublist of two elements: the  $i$ th operator and the  $i$ th coefficients  $[a_i^{(1)}, \dots, a_i^{(G)}]$ .

The `PulseSequence` class provides methods to calculate and cache the filter function according to Eq. (30). Alternatively, FFs may also be cached manually to permit using the package with analytical solutions for the control matrix. Concatenation of pulses is implemented by the functions `concatenate()` and `concatenate_periodic()` which will attempt to use the cached attributes of the `PulseSequence` instances representing the pulses to efficiently calculate the filter function of the composite pulse following Eq. (29) and Eq. (52), respectively.

Operator bases fulfilling Eq. (14) are implemented by the `Basis` class. There are two predefined types of bases:

- (1) Pauli bases for  $n = 2^d$  qubits from Eq. (53) and
- (2) generalized Gell-Mann (GGM) bases of arbitrary dimension  $d$  from Eq. (54).

The Pauli basis is both unitary and separable while the GGM basis is sparse for large dimensions but neither unitary nor separable. As mentioned in Sec. III B (see also Sec. V D), using a separable basis can provide significant performance benefits for calculating the FFs of algorithms. On the other hand, a sparse basis makes the calculation of the trace tensor  $T_{ijkl}$  and therefore also of the error transfer matrix  $\tilde{U}$  much faster (cf. Sec. III C). Additionally, the user can define custom bases using the class constructor.

The error transfer matrix  $\tilde{U}$  can be calculated for a given pulse and noise spectrum using the `error_transfer_matrix()` function [88]. Various other quantities can be computed from  $\tilde{U}$  as outlined in Sec. II D. Furthermore, the package includes a plotting module that offers several functions, e.g., for the visualization of FFs or the evolution of the Bloch vector using QuTiP.

## B. Workflow

We now give a short introduction into the workflow of the `filter_functions` package by showing how to calculate the dephasing filter function of a simple Hahn spin echo sequence [89] as an example. The sequence consists of a single  $\pi$ -pulse of finite duration around the  $x$ -axis of the Bloch sphere in between two periods of free evolution. We can hence divide the control fields into three constant segments and write the control Hamiltonian as

$$H_c^{(\text{SE})}(t) = \frac{\sigma_x}{2} \cdot \begin{cases} \pi/t_\pi, & \text{if } \tau \leq t < \tau + t_\pi \\ 0, & \text{otherwise} \end{cases} \quad (56)$$

with  $\tau$  the duration of the free evolution period and  $t_\pi$  that of the  $\pi$  pulse. For the noise Hamiltonian we only need to define the deterministic time dependence  $s_\alpha(t)$  and operators  $B_\alpha$  since the noise strength is captured by the spectrum  $S(\omega)$ . Thus we have  $s_z(t) = 1$  and  $B_z = \sigma_z/2$  for pure dephasing noise that couples linearly to the system.

In the software, we first define a `PulseSequence` object representing the spin echo (SE) sequence. As was already mentioned, the control and noise Hamiltonians are given as a list containing lists for every control or noise operator that is considered. These sublists consist of the respective operator as a NumPy array or QuTiP `Qobj` and the amplitudes ( $a_i^{(g)}$  or  $s_\alpha^{(g)}$ ) in an iterable data structure such as a list. We can hence instantiate the `PulseSequence` with the following code:

```
import filter_functions as ff
import qutip as qt
from math import pi
tau, t_pi = (1, 1e-3)
# Control Hamiltonian for pi rotation
H_c = [[qt.sigmax()/2, [0, pi/t_pi, 0]]]
# Pure dephasing noise Hamiltonian
H_n = [[qt.sigmaz()/2, [1, 1, 1]]]
# Durations of piecewise constant segments
dt = [tau, t_pi, tau]
ECHO = ff.PulseSequence(H_c, H_n, dt)
```

where a basis is automatically chosen since we did not specify it in the constructor in the last line. Calculating the filter function of the pulse for a given frequency vector  $\omega$  can then be achieved by calling

```
F = ECHO.get_filter_function(omega)
```

where  $F$  is the dephasing filter function  $F_{zz}(\omega)$  as we defined only a single noise operator. Finally, we calculate the error transfer matrix  $\tilde{U}$  for the noise spectral density  $S_{zz}(\omega) = \omega^{-2}$ ,

```
S = 1/omega**2
```

```
U = ff.error_transfer_matrix(ECHO, S, omega)
```

This code uses the control matrix previously cached when the filter function was first computed. Therefore, only the integration in Eq. (24) and the calculation of the trace tensor in Eq. (18) are carried out in the last line.

An alternative approach to calculate the spin echo filter function is to employ the concatenation property. For this, we interpret the SE as a sequence consisting of three separate pulses. Each of the pulses has a single time segment during which a constant control is applied and concatenating the separate `PulseSequence` instances yields the `PulseSequence` representing a spin echo. This way analytic control matrices may be used to calculate the control matrix of the composite sequence. Pulses can be concatenated by using either the `concatenate()` function or the overloaded `@` operator:

```
# Define PulseSequence objects as shown above
FID = ff.PulseSequence(...)
NOT = ff.PulseSequence(...)
# Cache the analytic control matrices
FID.cache_control_matrix(omega, B_FID)
NOT.cache_control_matrix(omega, B_NOT)
# Concatenate the pulses
ECHO = FID @ NOT @ FID
```

Since we have cached the control matrices of the FID and NOT pulses, that of the ECHO object is also automatically

calculated and stored. Concatenating `PulseSequence` objects is implemented as an arithmetic operator of the class to reflect the intrinsic composition property of the control matrices.

Further development of the software has focused on making it available in a gate optimization and simulation framework [43,87]. Besides using it to compute decoherence effects and fidelities, analytic derivatives of the FFs have been implemented to allow for optimizing pulse parameters in the presence of non-Markovian noise within the framework of quantum optimal control [90].

Additionally, building an interface with `qupulse` [91,92], a software toolkit for parametrizing and sequencing control pulses and relaying them to control hardware, would implement the capability to compute FFs of pulses assembled in `qupulse`, thereby allowing a user in the laboratory to easily inspect the noise susceptibility characteristics of the pulse they are currently applying to their device.

## V. EXAMPLE APPLICATIONS

We now present example applications of the software package and the formalism. As stated before, we focus on the decay amplitudes  $\Gamma$  and its associated FFs and assume that the unitary errors generated by the frequency shifts  $\Delta$  are either small (as is the case for gate fidelities) or calibrated out. All of the examples shown below are part of the software documentation as either interactive Jupyter notebooks [93] or Python scripts. In the following, we give angular frequencies and energies in units of inverse times (e.g.,  $s^{-1}$ ), while ordinary frequencies are given in Hz and we write  $\langle \tilde{U}(\tau) \rangle = \tilde{U}$  for legibility.

### A. Singlet-triplet two-qubit gates

In order to benchmark fidelity predictions of our implementation as well as demonstrate its application to nontrivial pulses, we compute the first-order infidelity of the two-qubit gates presented in Ref. [94] and compare the results to the reference's MC calculations. There, a numerically optimized gate set consisting of  $\{X_{\pi/2} \otimes I, Y_{\pi/2} \otimes I, \text{CNOT}\}$  for exchange-coupled singlet-triplet spin qubits is introduced, taking into account different noise spectra and realistic control hardware.

For readers unfamiliar with the reference we briefly summarize the physical system and noise model entering the optimization. The authors consider four electrons confined in a linear array of four quantum dots in a semiconductor heterostructure. Each electron  $i \in \{1, 2, 3, 4\}$  experiences a different static magnetic field  $B_i$  so that there is a gradient  $b_{ij} = B_i - B_j$  between two adjacent dots  $i$  and  $j$ . This gives rise to spin quantization along the magnetic field axis and defines the eigenstates  $\{|\uparrow\downarrow\rangle, |\downarrow\uparrow\rangle\}$  that span the computational subspace of a single qubit so that the accessible Hilbert space of the two-qubit system is spanned by  $\{|\uparrow\downarrow\rangle, |\downarrow\uparrow\rangle\}^{\otimes 2}$ . The magnitude of the exchange interaction  $J_{ij}$  between two adjacent dots  $i$  and  $j$  is controlled via gate electrodes located on top of the heterostructure that can be pulsed on a nanosecond timescale with an arbitrary waveform generator (AWG).

Changing the gate voltages changes the detuning  $\epsilon_{ij}$  of the electrochemical potential between dots and in turn leads to a change in exchange coupling according to the phenomenological model  $J_{ij}(\epsilon_{ij}) \propto \exp(\epsilon_{ij})$ .

The pulses are defined by a set of discrete detuning voltages  $\epsilon_{ij}$  passed to an AWG with a sample rate of 1 GS/s and constant magnetic field gradients  $b_{ij}$  are assumed. To reflect the fact that the qubits experience a different pulse than what is programmed into the AWG due to cable dispersion and nonideal control hardware, the detunings are convoluted with an experimental impulse response [94]. Finally, the signal is discretized as piecewise constant by slicing each segment into five steps, yielding a time increment of  $\Delta t = 0.2$  ns.

To find optimal detuning pulses, a Levenberg-Marquardt algorithm iteratively minimizes the infidelity, leakage, and trace distance from the target unitary. For the infidelity, contributions from quasistatic magnetic field noise as well as quasistatic and white charge noise are taken into account during each iteration. Because treating colored (correlated) noise using MC methods is computationally expensive (cf. Sec. III D), the infidelity due to fast  $1/f$ -like noise is computed only for the final gate and not used during the optimization.

Two-qubit interactions are mediated via the exchange  $J_{23}$  that makes the states  $|\uparrow\uparrow\downarrow\downarrow\rangle$  and  $|\downarrow\downarrow\uparrow\uparrow\rangle$  accessible. They constitute levels outside of the computational subspace that ideally should be occupied only during an entangling gate operation. A nonvanishing population of these states after the operation has ended is therefore unwanted and considered leakage, the magnitude of which we could quantify following Sec. II D 3. However, here we limit ourselves to determine the infidelity contribution from fast, *viz.*, nonquasistatic, charge noise entering the system through  $\epsilon_{ij}$ . That is, we consider noise sources  $\alpha \in \{\epsilon_{12}, \epsilon_{23}, \epsilon_{34}\}$ . We take the nonlinear dependence of the Hamiltonian on the detunings  $\epsilon_{ij}$  into account by setting  $s_{\epsilon_{ij}}(t) = \partial J_{ij}(\epsilon_{ij}(t)) / \partial \epsilon_{ij}(t) \propto J_{ij}(\epsilon_{ij}(t))$ .

Figure 3 shows the filtered (convoluted) exchange interaction  $J_{ij}$  between each pair of dots during the pulse sequence in Fig. 3(a) and FFs plotted as function of frequency in Fig. 3(b) for the three different detunings. For a detailed description on how the filter functions were computed in the presence of additional leakage levels refer to Appendix B. As one would expect from the fact that the intermediate (interqubit) exchange interaction  $J_{23}$  (orange dash-dotted lines) is turned on only for short times to entangle the qubits, the filter function for  $\epsilon_{23}$  is smaller by roughly an order of magnitude than the intra-qubit exchange FFs. Notably, the FFs for  $\epsilon_{12}$  and  $\epsilon_{34}$  show clear characteristics of DCGs, that is they drop to zero as  $\omega \rightarrow 0$ , and decouple from quasistatic noise with an error suppression  $\propto \omega^2$ . This is not unexpected as the optimization minimizes quasistatic noise contributions to the infidelity. In addition, one can also observe small oscillations with period  $5 \text{ ns}^{-1}$  in frequency space that arise as a numerical artifact of the piecewise constant discretization of the control parameters as investigations have shown. If high-frequency spectral components are expected to play a significant role, one needs to be aware of these effects and adjust the simulation parameters appropriately.

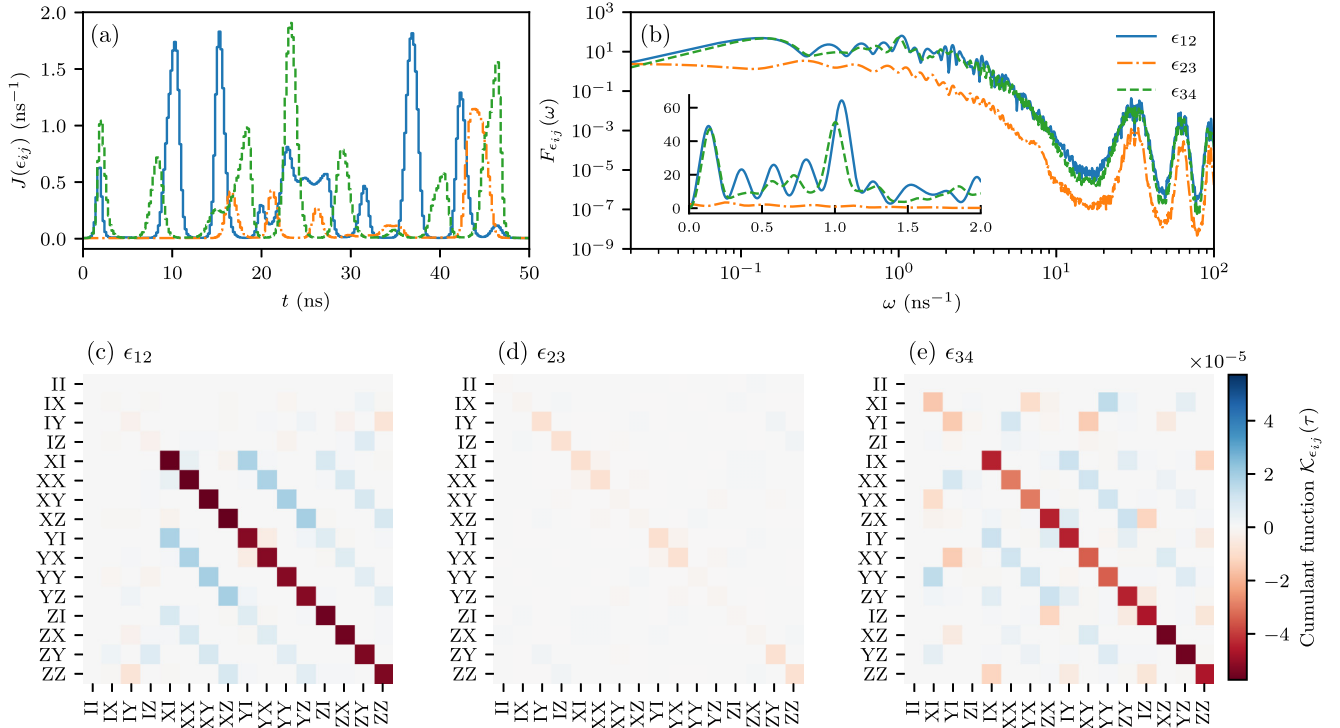


FIG. 3. (a) Exchange interaction  $J(\epsilon_{ij})$  for the CNOT gate presented in Ref. [94] as function of time. (b) Filter functions  $F_{\epsilon_{ij}}$  for noise in the detunings evaluated on the computational subspace. The FFs are modulated by oscillations at high frequencies due to numerical artifacts of the finite step size for the time evolution. The inset shows the FFs in the DC regime on a linear scale with distinct peaks around  $\omega = 2\pi/\tau$  and  $\omega = 50/\tau$  ( $\tau = 50$  ns). (c)–(e) Computational subspace block of the first-order approximation of the error transfer matrix, given by the cumulant function  $\mathcal{K}_{\alpha\alpha}$  excluding second-order contributions, for the CNOT gate and the three detunings  $\alpha \in \{\epsilon_{12}, \epsilon_{23}, \epsilon_{34}\}$ . Note that in panel (e) the order of the rows and columns was permuted for better comparability.

The inset of Fig. 3(b) shows the same FFs for the DC tail on a linear scale. Most notably,  $F_{\epsilon_{12}}$  and  $F_{\epsilon_{34}}$  have maxima around  $\omega = 2\pi/\tau$ , i.e., exactly the frequency matching the pulse duration, and around  $\omega = 50/\tau = 1 \text{ ns}^{-1}$  with  $\tau_{\text{CNOT}} = 50$  ns. The former is the typical window in which a pulse is most susceptible to noise whereas the latter matches the absolute value of the magnetic field gradients,  $b_{12} = -b_{34} = 1 \text{ ns}^{-1}$ , indicating that the peak corresponds to the qubit dynamics generated by the magnetic field gradients. Figures 3(c)–3(e) show the cumulant functions  $\mathcal{K}_{\epsilon_{ij}}(\tau)$  of the detuning error channels  $\epsilon_{ij}$  on the computational subspace.  $\mathcal{K}_{\epsilon_{12}}$  displays clear characteristics of a Pauli channel with only elements on the diagonal and secondary diagonals deviating from zero significantly whereas  $\mathcal{K}_{\epsilon_{34}}$  (the target qubit) possesses a more complicated structure.

We now compute the infidelity contribution originating from fast charge noise using Eq. (43) but tracing only over the computational subspace to compare to the MC calculations of Ref. [94] (see Appendix B for further details). Like the reference, we use a noise spectrum  $S_{\epsilon,a}(f) \propto 1/f^a$  with  $S_{\epsilon,a}(1 \text{ MHz}) = 4 \times 10^{-20} \text{ V}^2 \text{ Hz}^{-1}$  and consider white noise ( $a = 0$ ) and correlated noise with  $a = 0.7$  [10] with infrared and ultraviolet cutoffs  $1/\tau$  and  $100 \text{ ns}^{-1}$ , respectively. Table II compares the results in this work with the reference. The values computed here are consistent with the more elaborate MC calculations within a few percent. Notably, the deviation is smaller for the smaller noise levels with  $a = 0.7$ , in line with the fact that we have computed only the contributions from the

decay amplitudes  $\Gamma$  and thus the leading order perturbation. If we had additionally evaluated the frequency shifts  $\Delta$  we could have obtained the exact fidelity in the case of Gaussian noise.

### B. Rabi driving

A widely used method for qubit control is Rabi driving [8,13,26,95]. If we restrict ourselves to the resonant case for simplicity, the control Hamiltonian takes on the general form  $H_c = \omega_0 \sigma_z/2 + A \sin(\omega_0 t + \phi) \sigma_x$ . Here  $\omega_0$  is the resonance frequency,  $A$  the drive amplitude corresponding to the Rabi frequency in the weak driving limit  $A/\omega_0 \ll 1$ ,  $\Omega_R \approx A$ , and  $\phi$

TABLE II. Fast charge noise infidelity contributions to the total average gate fidelity of the two-qubit gate set from Ref. [94] without capacitive coupling for GaAs S-T<sub>0</sub> qubits compared with the original results. The fidelities are consistent with results from the reference within the uncertainty bounds of 3 % of the MC calculation. The infidelities presented here are all average gate infidelities [cf. Eq. (43), Refs. [71,72]].

$a$	This work		Ref. [94]	
	0	0.7	0	0.7
$X_{\pi/2} \otimes I$	$1.7 \times 10^{-3}$	$5.8 \times 10^{-5}$	$1.9 \times 10^{-3}$	$5.7 \times 10^{-5}$
$Y_{\pi/2} \otimes I$	$1.6 \times 10^{-3}$	$5.7 \times 10^{-5}$	$1.7 \times 10^{-3}$	$5.6 \times 10^{-5}$
CNOT	$1.5 \times 10^{-3}$	$6.4 \times 10^{-5}$	$1.6 \times 10^{-3}$	$6.3 \times 10^{-5}$



an adjustable phase giving control over the rotation axis in the  $xy$ -plane of the Bloch sphere. This Hamiltonian and associated decoherence mechanisms are well studied in the weak driving regime, where the rotating wave approximation (RWA) can be applied to remove fast-oscillating terms in the rotating frame [96,97]. There is a comprehensive understanding of how spectral densities transform to this frame and which frequencies are most relevant to loss of coherence [98].

By contrast, the description of a system in the strong driving regime, where  $A/\omega_0 \sim 1$ , is more complicated since the RWA cannot be applied without making large errors. Yet an improved understanding is desirable because strong driving allows for much shorter gate times and thus shifts the window of relevant noise frequencies towards higher energies where the total noise power is typically lower, e.g., for  $1/f$  noise. Conversely, faster control also requires more accurate timing to prevent rotation errors. It is therefore of interest to have available tools that can provide a comprehensive picture for Rabi pulses over a wide range of driving amplitudes. By making use of the concatenation property of the FFs, our formalism can do just that.

The problem that arises when trying to numerically investigate Rabi pulses in the weak driving regime in the laboratory frame is that typical control operations have a duration  $\tau \gg T$  with  $T = 2\pi/\omega_0$ . Since the sampling time step  $\Delta t$  should additionally be chosen much smaller than a single drive period in order to sample the time evolution accurately ( $\Delta t \ll T$ ), brute-force simulations are costly.

For  $T/\Delta t = 100$  samples per period and assuming Rabi and drive frequencies in typical regimes for SiGe and MOS quantum dots [99,100] or trapped ions [26],  $\Omega_R = 1 \mu\text{s}^{-1}$  and  $\omega_0 = 20 \text{ ns}^{-1}$ , a MC simulation of a  $\pi$ -rotation with approximately 3 % relative error would require  $10^9$  samples in total. Using the filter-function formalism, we can drastically reduce the simulation time even beyond the improvement gained from concatenating precomputed FFs of individual drive periods using Eq. (29). This can be achieved with Eq. (52), which simplifies the calculation of the control matrix for periodic Hamiltonians.

To benchmark our implementation, we use the parameters from above and calculate the control matrix of a NOT gate generated by a Rabi Hamiltonian with three different methods on an Intel® Core™ i9-9900K eight-core processor. First, we use Eq. (29) in a brute force approach. Second, we utilize the concatenation property following Eq. (35). Third, we employ the simplified expression given by Eq. (52). The brute force approach takes 250 s of wall time, whereas calculating the filter function using the standard concatenation is faster by two orders of magnitude, taking 1.5 s to run. Last, the calculation utilizing the optimized method is faster again by two orders of magnitude and is completed in 0.056 s.

As an example application, we calculate the FFs for continuous Rabi driving in the weak and strong driving regimes. For weak driving, we use the parameters from the benchmark above for a pulse of duration  $\tau_{\text{weak}} \approx 20 \mu\text{s}$  that corresponds to 20 identity rotations in total. For the strong driving regime, we use the approximate analytical solution for a flux qubit biased at its symmetry point from Ref. [101] with  $A = \omega_0/4$  to drive the qubit for  $\tau_{\text{strong}} \approx 4 \text{ ns}$  so that we achieve the same amount of identity rotations as in the weak driving case. In the

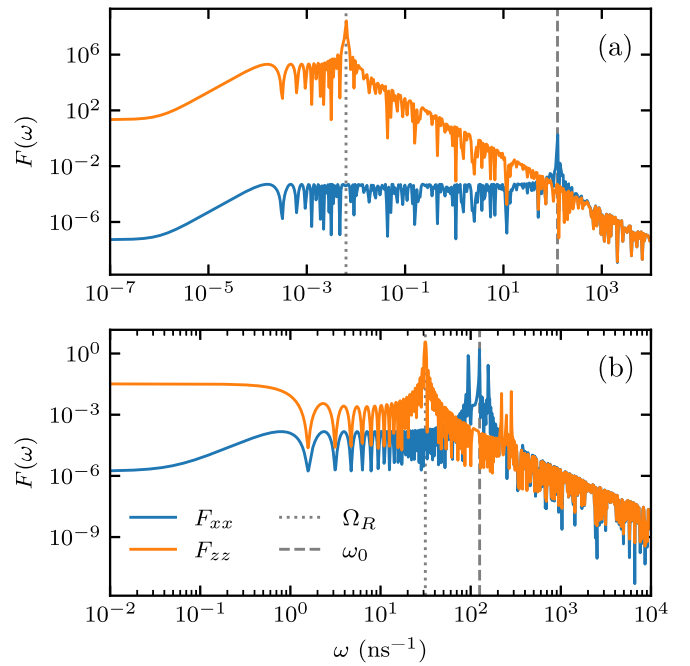


FIG. 4. Filter functions for weak (a) and strong (b) Rabi driving (20 identity gates in total). Gray dashed (dotted) lines indicate the respective drive (Rabi) frequencies  $\omega_0$  ( $\Omega_R$ ). (a) Weak driving with  $A/\omega_0 \ll 1$ . The filter function  $F_{xx}$  for noise operator  $\sigma_x$  is approximately constant up to the resonance frequency where it peaks sharply and then aligns with the filter function  $F_{zz}$  for  $\sigma_z$ .  $F_{zz}$  peaks at the Rabi frequency before rolling off with  $\omega^{-2}$  and a DC level that is almost 10 orders of magnitude larger than the DC level of the transverse filter function  $F_{xx}$ . (b) Strong driving with  $A/\omega_0 \sim 1$ . Again  $F_{zz}$  peaks at  $\Omega_R$  whereas  $F_{xx}$  has three distinct peaks at  $\omega_0$  and  $\omega_0 \pm \Omega_R$ . These features also appear at slightly higher frequencies in  $F_{zz}$  due to the strong coupling.

reference, strong driving in this regime is shown to give rise to non-negligible counterrotating terms that modulate the Rabi oscillations and which are well described by Floquet theory applied to the Rabi driving Hamiltonian. While for the regime studied here only two additional modes appear, the results extend to the regime where  $A > \omega_0$  and up to eight different frequency components were observed.

Figure 4 shows the FFs  $F_{xx}$  and  $F_{zz}$  for the  $\sigma_x$  and  $\sigma_z$  noise operators in the weak [Fig. 4(a)] and the strong [Fig. 4(b)] driving regime. Both display sharp peaks at their Rabi frequencies and the resonance frequency for  $F_{zz}$  and  $F_{xx}$ , respectively. We expect these features as they correspond to perturbations of the qubit Hamiltonian that are resonant with the qubit dynamics about an axis orthogonal to them. For weak driving,  $F_{xx}$  is constant up to the resonance frequency where it peaks sharply and then aligns with  $F_{zz}$ . The latter has a peak at the Rabi frequency before rolling off with  $\omega^{-2}$  and a DC level that is almost 10 orders of magnitude larger than that of the transverse filter function. This behavior is consistent with the results by Yan *et al.* [98], who show that the noise sources dominating decoherence during driven evolution are  $S_{xx}(\omega_0)$  and  $S_{zz}(\Omega_R)$ . Note that the piecewise constant control approximation causes the weak driving FFs to level off towards low frequencies after an initial roll-off

(here at  $\omega \sim 1 \text{ ms}^{-1}$ ). By decreasing the discretization time step  $\Delta t$ , one can shift the frequency at which this effect occurs to lower frequencies and thus attribute the feature to a numerical artefact of the approximation. However, the decoupling properties depend quite sensitively on the pulse duration.

In case of strong driving, the two FFs are closer in amplitude for lower frequencies. In addition,  $F_{xx}$  also peaks at  $\omega = \omega_0 \pm \Omega_R$ . These peaks also show up at higher frequencies in the dephasing filter function  $F_{zz}$ , reflecting frequency mixing in the strong coupling regime. While both FFs show characteristics of a DCG in the weak driving regime, that is they drop to zero as  $\omega \rightarrow 0$ , this is not the case in the strong driving regime. Instead, there they approach a constant level for small frequencies. On top of rotation errors from timing inaccuracies, we may thus expect naive strong driving gates to be more susceptible to quasistatic noise than weak driving gates. By shaping the pulse envelope of the strong driving gate the decoupling properties could be recovered.

### C. Randomized benchmarking

Standard randomized benchmarking (SRB) and related methods, for example, interleaved RB, are popular tools to assess the quality of a qubit system and the operations used to control it [50,102,103]. The basic protocol consists of constructing  $K$  random sequences of varying length  $m$  of gates drawn from the Clifford group [104] and appending a final inversion gate so that the identity operation should be performed in total. Each of these pulse sequences is applied to an initial state  $|\psi\rangle$  in order to measure the survival probability  $p(|\psi\rangle)$  after the sequence. In reality, the applied operations are subject to noise and experimental imprecisions. This renders them imperfect and results in a survival probability smaller than one. Assuming gate-independent errors, the average gate fidelity  $\mathcal{F}_{\text{avg}}$  is then obtained by fitting the measured survival probabilities for each sequence length to the zeroth-order exponential model [103]

$$p(|\psi\rangle) = A \left(1 - \frac{dr}{d-1}\right)^m + B, \quad (57)$$

where  $r = 1 - \mathcal{F}_{\text{avg}}$  is the average error per single gate to be extracted from the fit,  $A$  and  $B$  are parameters capturing state preparation and measurement (SPAM) errors, and  $d$  is the dimensionality of the system.

One of the main assumptions of the SRB protocol is that temporal correlations of the noise are small on timescales longer than the average gate time [103]. If this requirement is not satisfied, e.g., if  $1/f$  noise plays a dominant role, the decay of the sequence fidelity can have nonexponential components [105–107] and a single exponential fit will not produce the true average gate fidelity [108,109]. The filter-function formalism suggests itself to numerically probe RB experiments in such systems for two reasons. First, it enables the study of gate performance subject to noise with correlation times longer than individual gate times. This regime, where a simple description in terms of individual, isolated quantum operations fails, is accessible in the filter-function formalism because universal classical noise can be included by the power spectral density  $S(\omega)$ . Second, the simulation of a RB experiment can be performed efficiently by using the concatenation

property. Because RB sequences are compiled from a limited set of gates whose FFs may be precomputed, one only needs to concatenate  $m$  FFs for a single sequence of length  $m$  to gain access to the survival probability.

Since for sufficiently long RB sequences  $r \in O(1)$ , and we would need to include the frequency shifts  $\Delta$  in a full simulation following Eq. (9) because the low-noise approximation Eq. (42) does not hold in this regime. Unfortunately, the concatenation property does not hold for  $\Delta$ . Therefore, we focus on the high-fidelity regime where the exponential decay of the sequence fidelity may be approximated to linear order and only the decay amplitudes  $\Gamma$  need to be considered.

In order to evaluate the survival probability of a RB experiment using FFs, we employ the state fidelity from Sec. II D 2 and focus on the single-qubit case with  $d = 2$  and the (normalized) Pauli basis from Eq. (53). Because the ideal action of a RB sequence is the identity we have  $\mathcal{Q} = \mathbb{1}$ . Assuming we prepare and measure in the computational basis,  $|\psi\rangle \in \{|0\rangle, |1\rangle\}$  so that  $\sqrt{2}|\rho\rangle = |\sigma_0\rangle \pm |\sigma_3\rangle$ , we simplify Eq. (49) to

$$\begin{aligned} \mathcal{F}(|\psi\rangle, \mathcal{U}_{\text{RB}}(|\psi\rangle\langle\psi|)) &= \frac{1}{2}(\tilde{\mathcal{U}}_{00} + \tilde{\mathcal{U}}_{33} \pm \tilde{\mathcal{U}}_{03} \pm \tilde{\mathcal{U}}_{30}) \\ &= \frac{1 + \tilde{\mathcal{U}}_{33}}{2} \approx 1 - \frac{1}{2} \sum_{k \neq 3} \Gamma_{kk}. \end{aligned} \quad (58)$$

For the second equality we used that  $\tilde{\mathcal{U}}$  is trace-preserving and unital (cf. Sec. II A 2) while in the last step we approximated the expression using Eqs. (42) and (22). For our simulation, we neglect SPAM errors so that  $A = B = 0.5$ , choose  $|\psi\rangle = |0\rangle$ , and approximate Eq. (57) as

$$p(|0\rangle) = \mathcal{F}(|0\rangle, \mathcal{U}_{\text{RB}}(|0\rangle\langle 0|)) \approx 1 - rm \quad (59)$$

for small gate errors  $r \ll 1$  since this is the regime which we can efficiently simulate using the concatenation property.

We simulate single-qubit SRB experiments using three different gate sets to generate the 24 elements of the Clifford group. For the first gate set we implement the group by naive “single” rotations about the symmetry axes of the cube. Each pulse corresponds to a single time segment during which one rotation is performed so that the  $j$ th element is given by  $Q_j = \exp(-i\phi_j \vec{n}_j \cdot \vec{\sigma})$ . We compile the other two gate sets from primitive  $\pi/2$   $x$ - and  $y$ -rotations so that on average each Clifford gate consists of 3.75 primitive gates (see Ref. [110]). For the specific implementation of the primitive  $\pi/2$ -gates we compare “naive” rotations, i.e., with a single time segment so that  $Q_j = \exp(-i\pi\sigma_j/4)$  for  $j \in \{x, y\}$ , and the “optimized” gates from Ref. [94]. Pulse durations are chosen such that the average duration of all 24 Clifford gates generated from a single gate set is equal for all three gate sets. This is to ensure that the different implementations of the Clifford gates are sensitive to the same noise frequencies.

We investigate white noise and correlated noise with  $S(\omega) \propto \omega^{-0.7}$  assuming the same noise spectrum on each Cartesian axis of the Bloch sphere and normalize the noise power for each gate set and noise type (white and correlated) so that the average Clifford infidelity  $r$  is the same throughout. We then randomly draw  $K = 100$  sequences for 11 different lengths  $m \in [1, 101]$  and concatenate the  $m$  Clifford gates using Eq. (29) to compute the control matrix of the entire

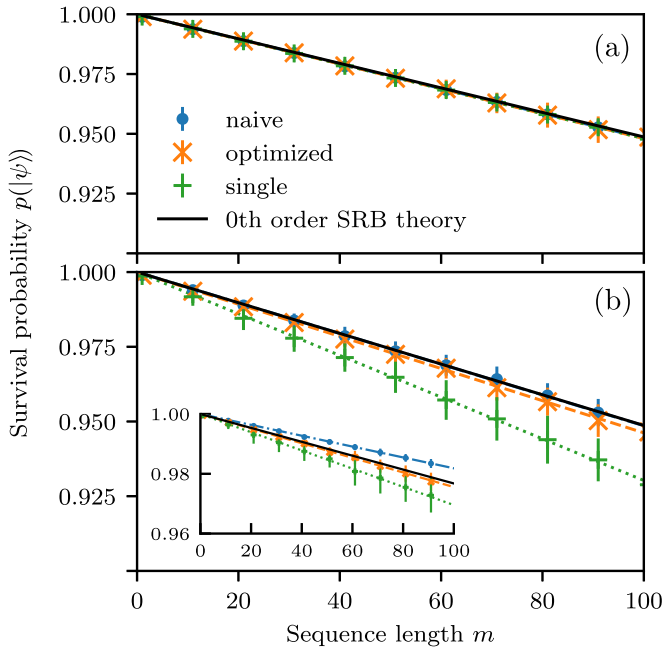


FIG. 5. Simulation of a standard RB (SRB) experiment using 100 random sequences per point for different gate and noise types (see the main text for an explanation of the gate-type monikers). Dashed lines are fits of Eq. (59) to the data, while the solid black lines correspond to a zeroth-order SRB model with  $A = B = 0.5$  and the true average gate infidelity per Clifford  $r$ . Errorbars show the standard deviation of the SRB sequence fidelities, illustrating that for the “single” gate set noise correlations can lead to amplified destructive and constructive interference of errors. The same noise spectrum is used for all three error channels ( $\sigma_x, \sigma_y, \sigma_z$ ), and the large plots show the sum of all contributions. (a) Uncorrelated white noise with the noise power adjusted for each gate type so that the average error per gate  $r$  is constant over all gate types. No notable deviation is seen between different gate types. (b) Correlated  $1/f$ -like noise with noise power adjusted to match the average Clifford fidelity in (a). The decay of the “single” gateset differs considerably from that of the other gate sets and the SRB decay expected for the given average gate fidelity, whereas “naive” and “optimized” gates match the zeroth-order SRB model well, indicating that correlations in the noise affect the relation between SRB decay and average gate fidelity in a gateset-dependent way. Inset: Contributions from  $\sigma_z$ -noise show that the sequence fidelity can be better than expected for certain gate types and noise channels.

sequence. For the integral in Eq. (24) we choose the ultra-violet cutoff frequency two orders of magnitude above the inverse duration of the shortest pulse,  $f_{UV} = 10^2/\tau_{\min}$ . Similarly, the infrared cutoff is chosen as  $f_{IR} = 10^{-2}/m_{\max}\tau_{\max}$  with  $m_{\max} = 101$  and  $\tau_{\max} = 7\tau_{\min}$  (since the longest gate is compiled from seven primitive gates with duration  $\tau_{\min}$ ) to guarantee that all nontrivial structure of the FFs is resolved at small frequencies [111]. Finally, we fit Eq. (59) to the infidelities computed for the different noise spectra.

The results of the simulation are shown in Figs. 5(a) and 5(b) for white and correlated noise, respectively. For white noise, the survival probability agrees well with the SRB prediction for all gate types, whereas for  $1/f$ -like noise the “single” gates (green pluses) deviate considerably. Hence,

fitting the zeroth-order SRB model to such data will not reveal the true average gate fidelity although errors are of order unity. We note that Refs. [105] and [37] found similar results using different methods for  $1/f$  and perfectly correlated DC noise, respectively. The former observed SRB to estimate  $r$  within 25% and the latter found the mean of the SRB fidelity distribution to deviate from the mode, thereby giving rise to incorrectly estimated fidelities.

On top of affirming the findings by the references, our results demonstrate that the accuracy of the predictions made by SRB theory, i.e., that the RB decay rate directly corresponds to the average error rate of the gates, not only depends on the gate implementation but also on which error channels are assumed. This can be seen from the inset of Fig. 5(b), where only dephasing noise ( $\sigma_z$ ) contributions are shown. For this noise channel and the “naive” gates, one finds a slower RB decay than expected from the actual average gate fidelity, so that the latter would be overestimated by an RB experiment, whereas the “single” gates show the opposite behavior. Depending on the gate set and relevant error channels, non-Markovian noise may thus even lead to improved sequence fidelities due to errors interfering destructively. This behavior is captured by the pulse correlation FFs whose contributions to the sequence fidelity lead to the deviations from the SRB prediction.

Notably, the data for the “optimized” gates agree with the prediction for every noise channel individually which implies that correlations between pulses are suppressed. This highlights the formalism’s attractiveness for numerical gate optimization as the pulse correlation FFs  $F^{(gg')}(\omega)$  may be exploited to suppress correlation errors. To be more explicit, the correlation decay amplitudes  $\Gamma^{(gg')}$  from Eq. (31) can be used to construct cost functions for quantum optimal control algorithms like GRAPE [112,113] or CRAB [114]. By constructing linear combinations of  $\Gamma^{(gg')}$  with different pulse indices  $g$  and  $g'$ , correlations between any number of pulses can be specifically targeted and suppressed using numerical pulse optimization.

#### D. Quantum Fourier transform

To demonstrate the flexibility of our software implementation, we calculate FFs for a four-qubit quantum Fourier transform (QFT) [45,115] circuit. QFT plays an important role in many quantum algorithms such as Shor’s algorithm [116] and quantum phase estimation [45]. For the underlying gate set, we assume a standard Rabi driving model with IQ control and nearest neighbor exchange. That is, we assume full control of the  $x$ - and  $y$ -axes of the individual qubits as well as the exchange interaction mediating coupling between two neighboring qubits. This system allows for native access to the minimal gateset  $\mathbb{G} = \{X_i(\pi/2), Y_i(\pi/2), CR_{ij}(\pi/2^3)\}$  where  $CR_{ij}(\phi)$  denotes a controlled rotation by  $\phi$  about  $z$  with control qubit  $i$  and target qubit  $j$ . Controlled- $z$  rotations by angles  $\pi/2^m$  as required for the QFT can thus be obtained by concatenating  $2^{3-m}$  minimal gates  $CR_{ij}(\pi/2^3)$ .

Despite native access to all necessary gates, we employ QuTiP’s implementation [42] of the GRAPE algorithm [112,113] to generate the gates in order to highlight our method’s suitability for numerically optimized pulses. For the optimization we choose a time step of  $\Delta t = 1$  ns and a total

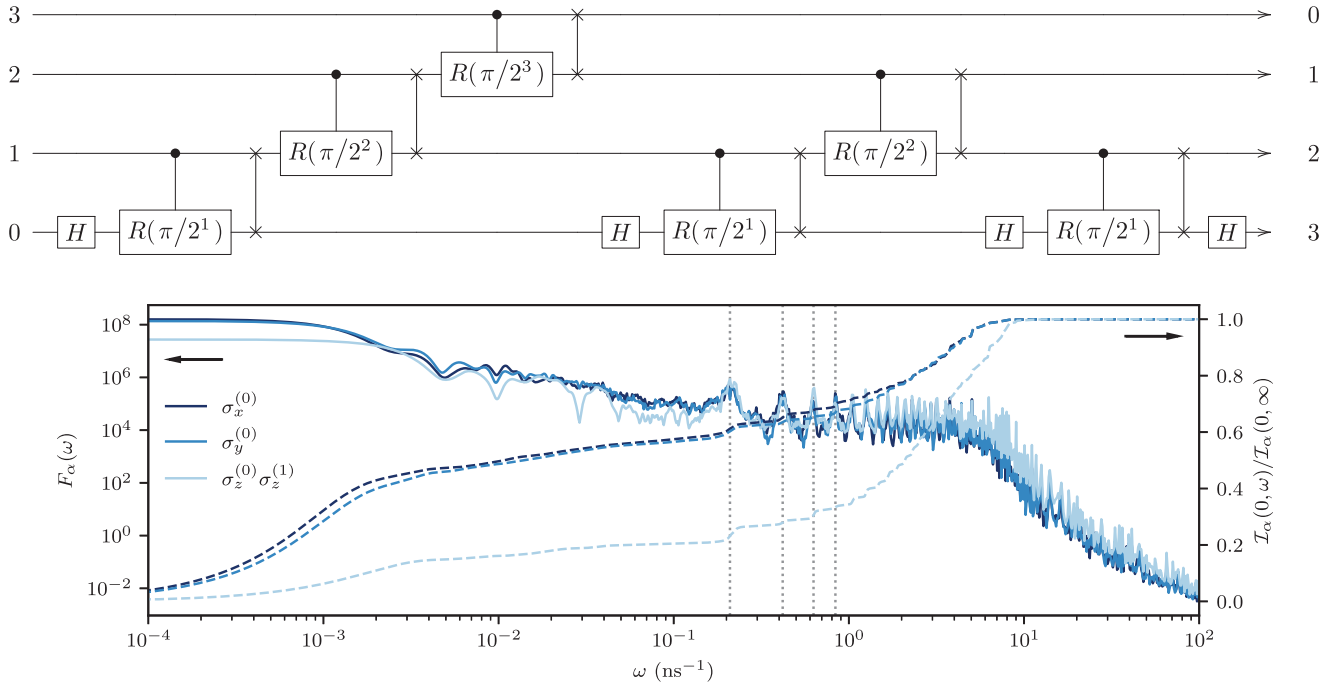


FIG. 6. Top: Circuit for a QFT on four qubits with nearest-neighbor coupling. Labels next to the wires indicate the qubit index, showing that the final SWAP operation has already been carried out. Bottom: FFs for noise operators on the first qubit ( $i = 0$ ). Dotted gray lines indicate the positions of the  $n$ th harmonic,  $\omega_n = 2\pi n/\tau$  with  $\tau = 30$  ns the duration of the gates in  $\mathbb{G}$ , for  $n \in \{1, 2, 3, 4\}$ . The FFs have a baseline of around  $10^4$  in the range  $\omega \in [10^{-1}, 10^1]$  ns $^{-1}$  before they drop down to follow the usual  $1/\omega^2$  behavior. The dashed lines show the error sensitivities  $\mathcal{I}_\alpha(\omega_1, \omega_2) := \int_{\omega_1}^{\omega_2} d\omega F_\alpha(\omega)$  in the frequency band  $[0, \omega]$  as a fraction of the total sensitivity  $\mathcal{I}_\alpha(0, \infty)$ . These are closely related to the entanglement fidelity [cf. Eqs. (26) and (48)] and suggest that high frequencies up to the knee at  $\omega \approx 10$  ns $^{-1}$  cannot be neglected if the cutoff frequency of the noise is sufficiently high or the spectrum does not drop off quickly enough (note the linear scale as opposed to the logarithmic scale for the FFs).

gate duration of  $\tau = 30$  ns. For completeness, see Appendix C for details on the optimized gates. We then construct the remaining required gates by sequencing these elementary gates, i.e., the Hadamard gate  $H_i = X_i(\pi/2) \circ X_i(\pi/2) \circ Y_i(\pi/2)$ , where  $B \circ A$  denotes the composition of gates A and B such that gate A is executed before gate B. To map the canonical circuit [45] onto our specific qubit layout with only nearest-neighbor coupling, we furthermore introduce SWAP operations to couple distant qubits. These gates can be implemented by three CNOTs,  $\text{SWAP}_{ij} = \text{CNOT}_{ij} \circ \text{CNOT}_{ji} \circ \text{CNOT}_{ij}$ . The CNOTs in turn are obtained by a Hadamard transform of the controlled phase gate,  $\text{CNOT}_{ij} = H_j \circ \text{CR}_{ij}(\pi) \circ H_j$ . The complete quantum circuit is shown at the top of Fig. 6; for the canonical circuit with all-to-all connectivity refer to Ref. [45]. In total, there are 442 elementary pulses, 198 of which are required for the three SWAPs on the first two qubits, so that the entire algorithm would take  $\sim 13$   $\mu$ s to run. Note that the circuit could be compressed in time by parallelizing some operations but for simplicity we execute gates only sequentially and do not execute dedicated idling gates.

In order to leverage the extensibility of the filter function approach (see Sec. III B), we use a Pauli basis for the pulses and proceed as follows:

- (1) Instantiate the `PulseSequence` objects for the elementary gates  $\mathbb{G}$  for the first two qubits and cache the control matrices.
- (2) Compile all required single- and two-qubit pulses by concatenating the `PulseSequences` that implement  $\mathbb{G}$ .

- (3) Extend the `PulseSequences` to the full four-qubit Hilbert space.

- (4) Recursively concatenate recurring gate sequences by concatenating four-qubit `PulseSequences`, e.g.,  $\text{SWAP}_{10} \circ \text{CR}_{10}(\pi/2^1) \circ H_0$ , in order to optimally use the performance benefit offered by Eq. (29).

- (5) Concatenate the last `PulseSequences` to get the complete QFT pulse.

For our gate parameters and 400 frequency points, this procedure takes around 5 s on an Intel<sup>®</sup> Core<sup>™</sup> i9-9900K eight-core processor, whereas computing the FFs naively using Eq. (35) takes around 4 min. The resulting FFs are shown in Fig. 6 for the noise operators affecting the first qubit; for an in-depth discussion and validation of the fidelities predicted; see the accompanying letter Ref. [16] and its supplemental information. Evidently, the fidelity of the algorithm is most susceptible to DC noise; below roughly  $\omega \lesssim 10^{-3}$  ns $^{-1}$  the FFs level off at their maximum value. In the GHz range there is a plateau with sharp peaks corresponding to the  $n$ th harmonics of the inverse pulse duration  $\omega_n = 2\pi n/\tau$ , where the leftmost belongs to  $n = 1$ . The dashed lines show the error sensitivities  $\mathcal{I}_\alpha(\omega_1, \omega_2) := \int_{\omega_1}^{\omega_2} d\omega F_\alpha(\omega)$  in the frequency band  $[0, \omega]$  relative to the total sensitivity  $\mathcal{I}_\alpha(0, \infty)$ . For a white spectrum, i.e.,  $S(\omega) = \text{const}$ , this quantifies the fraction of the total entanglement infidelity that is accumulated up to frequency  $\omega$  [cf. Eqs. (26) and (48)]. Thus, to obtain a precise estimate of the algorithm's fidelity, five frequency decades need to be taken into account.



These insights demonstrate that our method represents a useful tool to analyze how and to which degree small algorithms are affected by correlated errors, and how this effect depends on the gate implementation. It could thus also be used to choose or optimize gates in an algorithm-specific way.

## VI. FURTHER CONSIDERATIONS

Before we conclude, let us address two possible avenues for future work, one for the formalism itself and one for its application.

To extend our approach to the filter-function formalism beyond the scope discussed in this work, the most evident path forward is to allow for quantum mechanical baths instead of purely classical ones. Such an extension would facilitate studying for example nonunitary  $T_1$ -like processes. In fact, the filter-function formalism was originally introduced considering quantum baths such as spin-boson models [18,19] or more general baths [17,23,117], but it remains an open question whether this can be applied to our presentation of the formalism and the numerical implementation in particular. In a fully quantum-mechanical treatment, (sufficiently weak) noise coupling into the quantum system can be modelled via a set of bath operators  $\{D_\alpha(t)\}_\alpha$  so that  $H_n(t) = \sum_\alpha B_\alpha(t) \otimes D_\alpha(t)$  (the classical case is recovered by replacing  $D_\alpha(t) \rightarrow b_\alpha(t)\mathbb{1}$ ) [118]. Accordingly, the ensemble average over the stochastic bath variables  $\{b_\alpha(t)\}_\alpha$  needs to be replaced by the quantum expectation value  $\text{tr}_B(\cdot \rho_B)$  with respect to the state  $\rho_B$  of the bath  $B$ . One therefore needs to deal with correlation functions of bath operators instead of stochastic variables. An immediate consequence for numerical applications is hence an increased dimensionality of the system, which could be dealt with by using analytical expressions for the partial trace over the bath.

For future applications of our method, it would be interesting to study the effects of noise correlations in quantum error correction (QEC) schemes [119–121]. While extensive research has been performed on QEC, noise is usually assumed to be uncorrelated between error correction cycles. In this respect, our formalism may shed light on effects that need to be taken into account for a realistic description of the protocol. As outlined above, we can compute expectation values of (stabilizer) measurements in a straightforward manner from the error transfer matrix. Unfortunately, this implies performing the ensemble average over different noise realizations, therefore removing all correlations between subsequent measurement outcomes for a given noise realization. Hence, the same feature that allows us to calculate the quantum process for correlated noise, namely that we compute only the final map by averaging over all “paths” leading to it, prevents us from studying correlations between consecutive cycles. To overcome this limitation in the context of quantum memory one could invoke the principle of deferred measurement [45] and move all measurements to the end of the circuit, replacing classically controlled operations dependent on the measurement outcomes by conditional quantum operations. Alternatively, to incorporate the probabilistic nature of measurements, one could devise a branching model that implements the classically controlled recovery operation by following both conditional branches of measurement

outcomes with weights corresponding to the measurement probabilities as computed from the ensemble-averaged error transfer matrix. An intriguing connection also exists to the quantum Zeno effect, for which quantum systems subject to periodic projective measurements have been identified with a filter function [17,122,123].

## VII. CONCLUSION AND OUTLOOK

As quantum control schemes become more sophisticated and take into account realistic hardware constraints and sequencing effects, their analytic description becomes cumbersome, making numerical tools invaluable for analyzing pulse performance. In the above, we have shown that the filter-function formalism lends itself naturally to these tasks since the central objects of our formulation, the interaction picture noise operators, obey a simple composition rule which can be utilized to efficiently calculate them for a sequence of quantum gates. Because the nature of the noise is encoded in a power spectral density in the frequency domain, its effects are isolated from the description of the control until they are evaluated by the overlap integral of noise spectrum and filter function. Hence, the noise operators are highly reusable in calculations and can serve as an economic way of simulating pulse sequences.

Building on the results of a separate publication [16], we have presented a general framework to study decoherence mechanisms and pulse correlations in quantum systems coupled to generic classical noise environments. By combining the quantum operations and filter-function formalisms, we have shown how to compute the Liouville representation of the exact error channel of an arbitrary control operation in the presence of Gaussian noise. For non-Gaussian noise our results become perturbative in the noise strength. Furthermore, we have introduced the `filter_functions` Python software package that implements the aforementioned method. We showed both analytically and numerically that our software implementation can outperform MC techniques by orders of magnitude. By employing the formalism and software to study several examples we demonstrated the wide range of possible applications.

The capacity for applications in quantum optimal control has already been established above. In a forthcoming publication, we will present analytical derivatives for the fidelity filter function, Eq. (26), and their implementation in the software package [90]. Together with the infidelity, Eq. (48), they can serve as efficient cost functions for pulse optimization in the presence of realistic, correlated noise [43,87]. Since our method offers insight into correlations between pulses at different positions in a sequence, the pulse correlation filter function  $F^{(gg')}(\omega)$  with  $g \neq g'$  can additionally serve as a tool for studying under which conditions pulses decouple from noise with long correlation times. Such insight would be valuable to design pulses for algorithms. Another interesting application could be quantum error correction in the regime of long-time correlated noise as outlined above in Sec. VI, where we also briefly touched upon a possible extension of the framework to quantum mechanical baths.

The tools presented here, both analytical and numerical as implemented in the `filter_functions` software package [41], provide an accessible way for computing FFs in generic control settings across the different material platforms employed in quantum technologies and beyond.

### ACKNOWLEDGMENT

This work was supported by the European Research Council (ERC) under the European Union's Horizon 2020 research and innovation program (Grant Agreement No. 679342).

### APPENDIX A: ADDITIONAL DERIVATIONS

In this Appendix we show additional derivations omitted from the main text.

#### 1. Derivation of the single-qubit cumulant function in the Liouville representation

For a single qubit, the Pauli basis  $\{\sigma_i\}_{i=0}^3 = \{\mathbb{1}, \sigma_x, \sigma_y, \sigma_z\}/\sqrt{2}$  is a natural choice to define the Liouville representation. In this case, the trace tensor Eq. (18) can be simplified and thus Eq. (17) given a more intuitive form which

we derive in this Appendix. Since the cumulant function is linear in the noise indices  $\alpha, \beta$  we drop them in the following for legibility. Our results hold for both a single pair of noise indices and the total cumulant. We start by observing the relation

$$T_{klij} = \text{tr}(\sigma_k \sigma_l \sigma_i \sigma_j) = (\delta_{kl} \delta_{ij} - \delta_{ki} \delta_{lj} + \delta_{kj} \delta_{li})/2 \quad (\text{A1})$$

for the Pauli basis elements  $\sigma_k, k \in \{1, 2, 3\}$ . Including the identity element  $\sigma_0$  in the trace tensor gives additional terms. However, as we show now none of these contribute to  $\mathcal{K}$  because they cancel out.

First, since the noise Hamiltonian  $H_n(t)$  is traceless and therefore  $\tilde{\mathcal{B}}_{\alpha 0}(t) = 0$ , we have  $\Gamma_{kl}, \Delta_{kl} \propto (1 - \delta_{k0})(1 - \delta_{l0})$ , i.e., the first column and row of both the decay amplitude and frequency shift matrices are zero, and hence terms in the sum of Eq. (17) with either  $k = 0$  or  $l = 0$  vanish. Next, for  $i = j = 0$  all of the traces cancel out as can be easily seen. The last possible cases are given by  $i = 0, j \neq 0$  and vice versa. For these cases we have

$$T_{kl0j} = T_{klj0} = \frac{1}{\sqrt{2}} \text{tr}(\sigma_k \sigma_l \sigma_j) = \frac{i}{2} \varepsilon_{klj} \quad (\text{A2})$$

with  $\varepsilon_{klj}$  the completely antisymmetric tensor. Both of the above cases vanish in  $\mathcal{K}$  since, taking the case  $j = 0$ , for example,

$$\frac{1}{2}(T_{kl0i} - T_{k0li} - T_{ki0l} + T_{k0il}) = \frac{i}{2}(\varepsilon_{kli} - \varepsilon_{kli} - \varepsilon_{kil} + \varepsilon_{kil}) = 0 \quad (\text{A3a})$$

for the decay amplitudes  $\Gamma$  and

$$\frac{1}{2}(T_{kl0i} - T_{l0ki} - T_{kli0} + T_{lki0}) = \frac{i}{2}(\varepsilon_{kli} - \varepsilon_{lki} - \varepsilon_{kli} + \varepsilon_{lki}) = 0 \quad (\text{A3b})$$

for the frequency shifts  $\Delta$ . Hence, only terms with  $i, j > 0$  contribute, and we can plug the simplified expressions for the trace tensor  $T_{klij}$ , Eq. (A1), into Eq. (17) to write the cumulant function for a single qubit and the Pauli basis concisely as

$$\mathcal{K}_{ij}(\tau) = -\frac{1}{2} \sum_{kl} (\Delta_{kl}(T_{klji} - T_{lkji} - T_{klji} + T_{lki j}) + \Gamma_{kl}(T_{klji} - T_{kjl i} - T_{kil j} + T_{kij l})) \quad (\text{A4})$$

$$= -\sum_{kl} (\Delta_{kl}(\delta_{ki} \delta_{lj} - \delta_{kj} \delta_{li}) + \Gamma_{kl}(\delta_{ki} \delta_{lj} - \delta_{kj} \delta_{li})) \quad (\text{A5})$$

$$= \Delta_{ji} - \Delta_{ij} + \Gamma_{ij} - \delta_{ij} \text{tr} \Gamma \quad (\text{A6})$$

$$= \begin{cases} -\sum_{k \neq i} \Gamma_{kk} & \text{if } i = j, \\ -\Delta_{ij} + \Delta_{ji} + \Gamma_{ij} & \text{if } i \neq j, \end{cases} \quad (\text{A7})$$

as given in the main text.

#### 2. Evaluation of the integrals in Eq. (39)

Here we calculate the integrals appearing in the calculation of the frequency shifts  $\Delta$ , Eq. (40), given by

$$I_{ijmn}^{(g)}(\omega) = \int_{t_{g-1}}^{t_g} dt e^{i\Omega_{ij}^{(g)}(t-t_{g-1})-i\omega t} \int_{t_{g-1}}^t dt' e^{i\Omega_{mn}^{(g)}(t'-t_{g-1})+i\omega t'}. \quad (\text{A8})$$

The inner integration is simple to perform, and we get

$$I_{ijmn}^{(g)}(\omega) = \int_{t_{g-1}}^{t_g} dt e^{i\Omega_{ij}^{(g)}(t-t_{g-1})-i\omega(t-t_{g-1})} \times \begin{cases} \frac{e^{i(\omega+\Omega_{mn}^{(g)})(t-t_{g-1})}-1}{i(\omega+\Omega_{mn}^{(g)})} & \text{if } \omega + \Omega_{mn}^{(g)} \neq 0 \\ t - t_{g-1} & \text{if } \omega + \Omega_{mn}^{(g)} = 0. \end{cases} \quad (\text{A9})$$

Shifting the limits of integration and performing integration by parts in the case  $\omega + \Omega_{mn}^{(g)} = 0$  then yields

$$I_{ijmn}^{(g)}(\omega) = \begin{cases} \frac{1}{\omega + \Omega_{mn}^{(g)}} \left( \frac{e^{i(\Omega_{ij}^{(g)} - \omega)\Delta t_g} - 1}{\Omega_{ij}^{(g)} - \omega} - \frac{e^{i(\Omega_{ij}^{(g)} + \Omega_{mn}^{(g)})\Delta t_g} - 1}{\Omega_{ij}^{(g)} + \Omega_{mn}^{(g)}} \right) & \text{if } \omega + \Omega_{mn}^{(g)} \neq 0, \\ \frac{1}{\Omega_{ij}^{(g)} - \omega} \left( \frac{e^{i(\Omega_{ij}^{(g)} - \omega)\Delta t_g} - 1}{\Omega_{ij}^{(g)} - \omega} - i\Delta t_g e^{i(\Omega_{ij}^{(g)} - \omega)\Delta t_g} \right) & \text{if } \omega + \Omega_{mn}^{(g)} = 0 \wedge \Omega_{ij}^{(g)} - \omega \neq 0, \\ \Delta t_g^2 / 2 & \text{if } \omega + \Omega_{mn}^{(g)} = 0 \wedge \Omega_{ij}^{(g)} - \omega = 0. \end{cases} \quad (\text{A10})$$

### 3. Simplifying the calculation of the entanglement infidelity

In the main text, we claimed that the contribution of noise sources  $(\alpha, \beta)$  to the total entanglement infidelity  $\mathcal{I}_e(\tilde{\mathcal{U}}) = \sum_{\alpha\beta} \mathcal{I}_{\alpha\beta}$  reduces from the trace of the cumulant function  $\mathcal{K}$  to

$$\mathcal{I}_{\alpha\beta} = -\frac{1}{d^2} \text{tr} \mathcal{K}_{\alpha\beta} \quad (\text{A11})$$

$$= \frac{1}{d} \text{tr} \Gamma_{\alpha\beta}. \quad (\text{A12})$$

To show this, we substitute  $\mathcal{K}$  by its definition in terms of  $\Delta$  and  $\Gamma$  according to Eq. (17). This yields for the trace

$$\begin{aligned} \text{tr} \mathcal{K}_{\alpha\beta} &= -\frac{1}{2} \sum_{kl} \delta_{ij} (f_{ijkl} \Delta_{\alpha\beta,kl} + g_{ijkl} \Gamma_{\alpha\beta,kl}) \\ &= -\frac{1}{2} \sum_{ikl} \Gamma_{\alpha\beta,kl} (T_{kl ii} + T_{lk ii} - 2T_{kili}) \end{aligned} \quad (\text{A13})$$

since  $\Delta$  is antisymmetric. In order to further simplify the trace tensors on the right hand side of Eq. (A13), we observe that the orthonormality and completeness of the operator basis  $\mathcal{C}$  defining the Liouville representation of  $\mathcal{K}$  [cf. Eq. (14)] is equivalent to requiring that  $\mathcal{C}^\dagger \mathcal{C} = \mathbb{1}$  with  $\mathcal{C}$  reshaped into a  $d^2 \times d^2$  matrix by a suitable mapping. This condition may also be written as

$$\delta_{ac} \delta_{bd} = \sum_k C_{k,ab}^* C_{k,cd} = \sum_k C_{k,ba} C_{k,cd} \quad (\text{A14})$$

because every element  $C_k$  is Hermitian. Using this relation in Eq. (A13) then yields

$$\begin{aligned} \text{tr} \mathcal{K}_{\alpha\beta} &= -\frac{1}{2} \sum_{kl} \Gamma_{\alpha\beta,kl} (2d\delta_{kl} - 2\text{tr}(C_k)\text{tr}(C_l)) \\ &= -d \text{tr} \Gamma_{\alpha\beta}. \end{aligned} \quad (\text{A15})$$

The last equality holds true only for bases with a single nontraceless element (the identity), such as the bases discussed in Sec. III C. This is because in this case,  $\text{tr}(C_k) = 0$  for  $k > 0$  whereas  $\Gamma_{\alpha\beta,kl} = 0$  for either  $k = 0$  or  $l = 0$  since  $\Gamma$  is a function of the traceless noise Hamiltonian for which  $\text{tr}(C_0 H_n) \propto \text{tr} H_n = 0$  [i.e., the first column of the control matrix is zero; see Eqs. (16) and 21]. Finally, substituting Eq. (A15) into Eq. (A11) we obtain our result

$$\mathcal{I}_{\alpha\beta} = \frac{1}{d} \text{tr} \Gamma_{\alpha\beta}. \quad (\text{A16})$$

### APPENDIX B: SINGLET-TRIPLET GATE FIDELITY

In this Appendix we lay out in more detail how the fidelity of the optimized S-T<sub>0</sub> qubit gates from Ref. [94] was calculated using FFs. In two singlet-triplet qubits, angular

momentum conservation suppresses occupancy of states with nonvanishing magnetic spin quantum number  $m_s$  so that the total accessible state space of dimension  $d = 6$  is spanned by  $\{|\uparrow\uparrow\downarrow\downarrow\rangle, |\uparrow\downarrow\uparrow\downarrow\rangle, |\downarrow\uparrow\uparrow\downarrow\rangle, |\downarrow\downarrow\uparrow\downarrow\rangle, |\uparrow\uparrow\downarrow\downarrow\rangle, |\downarrow\downarrow\uparrow\downarrow\rangle\}$ . A straightforward method to single out the computational subspace (CS) dynamics from those on the whole space would be to simply project the error transfer matrix  $\tilde{\mathcal{U}} \approx \mathbb{1} + \mathcal{K}$  with  $\mathcal{K}$  the cumulant function onto the CS as proposed by Wood and Gambetta [76], that is, calculate the fidelity as  $\mathcal{F}_e = \text{tr}(\Pi_c \tilde{\mathcal{U}}) / d_c^2$  where  $\Pi_c$  is the Liouville representation of the projector onto the CS and  $d_c = 4$  the dimension of the CS. However, here we use a more involved procedure in order to gain more insight from the error transfer matrix as well as to obtain a better comparison to the fidelities computed by Cerfontaine *et al.* [94], who map the final  $6 \times 6$  propagator to the closest unitary on the  $4 \times 4$  CS during their MC simulation.

To calculate the fidelity of the target unitary on the  $4 \times 4$  CS, we thus construct an orthonormal operator basis  $\mathcal{C}$  of the full  $6 \times 6$  space that is partitioned into elements which are nontrivial only on the CS on the one hand and elements which are nontrivial only on the remaining space on the other such that  $\mathcal{C} = \mathcal{C}^c \cup \mathcal{C}^\ell$ . Using such a basis, we can then trace only over CS elements of the error transfer matrix  $\tilde{\mathcal{U}}$  in Eq. (45) to obtain the fidelity of the gate on the CS. Moreover, we retain the opportunity to characterize the gates on the basis of the Pauli matrices.

Since there is no obvious way to extend the Pauli basis for two qubits to the complete space we proceed as follows: For the CS, we pad the two-qubit Pauli basis with zeros on the leakage levels, i.e.,

$$C_i^c \doteq \begin{pmatrix} \uparrow\uparrow\downarrow\downarrow & \downarrow\downarrow\uparrow\downarrow \\ \uparrow\uparrow\downarrow\downarrow & \begin{pmatrix} P_i & 0 & 0 \\ 0 & 0 & 0 \\ \downarrow\downarrow\uparrow\downarrow & 0 & 0 \end{pmatrix} \end{pmatrix}, \quad i \in \{0, \dots, 15\}, \quad (\text{B1})$$

where the  $P_i$  are normalized two-qubit Pauli matrices [cf. Eq. (53)] in the basis  $\{|\uparrow\uparrow\downarrow\downarrow\rangle, |\uparrow\downarrow\uparrow\downarrow\rangle, |\downarrow\uparrow\uparrow\downarrow\rangle, |\downarrow\downarrow\uparrow\downarrow\rangle\}$ . To complete the basis we require an additional 20 elements orthogonal to the 16 padded Pauli matrices. We obtain the remaining elements by first expanding the  $C_i^c$  in an arbitrary basis  $\{\Lambda_i\}_{i=0}^{35}$  of the complete space [we choose a GGM—cf. Eq. (54)—for simplicity], yielding a  $16 \times 36$  matrix of expansion coefficients:

$$M_{ij} = \text{tr}(C_i^c \Lambda_j). \quad (\text{B2})$$

We then compute an orthonormal vector basis  $V$  (a matrix of size  $36 \times 20$ ) for the null space of  $M$  using singular value decomposition  $M = U \Sigma V^\dagger$  and acquire the corresponding

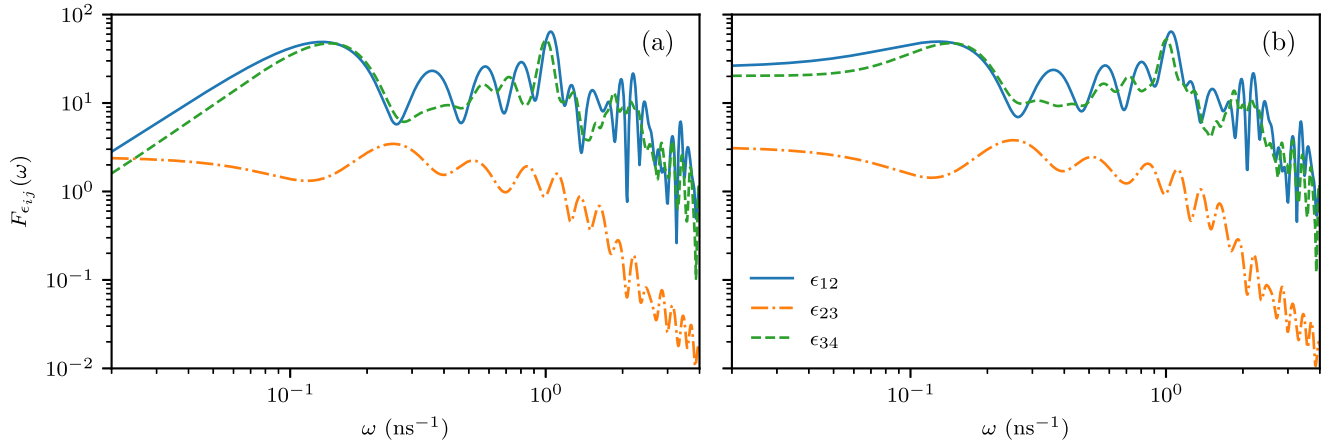


FIG. 7. Filter functions of the voltage detunings  $\epsilon_{ij}$  excluding (a) and including (b) the zero-padded identity matrix basis element  $C_0^c \propto \text{diag}(1, 1, 1, 1, 0, 0)$  for the computational subspace. Evidently, including  $C_0^c$  removes the DCG character, namely, that  $F_{\epsilon_{ij}}(\omega) \rightarrow 0$  as  $\omega \rightarrow 0$ , of the gates but has little effect on the high-frequency behavior. As the pulse optimization minimizes, among other figures of merit, the infidelity of the final propagator mapped to the closest unitary on the computational subspace due to quasistatic and fast white noise, this indicates that excluding  $C_0^c$  from the filter function corresponds to partially neglecting nonunitary components of the propagator on the computational subspace.

basis matrices as

$$C_i^\ell = \sum_j \Lambda_j V_{ji}, \quad i \in \{0, \dots, 19\}. \quad (\text{B3})$$

Finally, to account for the fact that Ref. [94] map the total propagator to the closest unitary on the CS, we exclude the identity Pauli element  $C_0^c \propto \text{diag}(1, 1, 1, 1, 0, 0)$  from the trace over the computational subspace part of  $\tilde{U}$  represented in the basis  $\mathcal{C} = \mathcal{C}^c \cup \mathcal{C}^\ell$  when calculating the fidelity,

$$\mathcal{F}_e = \frac{1}{16} \sum_{i=1}^{15} \tilde{U}_{ii}, \quad (\text{B4})$$

since for unitary operations on the CS we have  $\mathcal{K}_{00} \approx 1 - \tilde{U}_{00} = 1 - \text{tr}(C_0^c \tilde{U} C_0^c \tilde{U}^\dagger) = 0$ . Hence, excluding  $\tilde{U}_{00}$  from the trace corresponds to partially disregarding nonunitary components of the error channel on the computational subspace. Although not the only element that differs compared to the closest subspace unitary,  $\mathcal{K}_{00}$  contains the most obvious contribution, whereas those of other elements are more difficult to disentangle into unitary and nonunitary components.

Similar to the fidelity, we also obtain the canonical FF shown in Fig. 3(b) by summing only over columns one through 15 of the control matrix,  $F_{\epsilon_{ij}}(\omega) = \sum_{k=1}^{15} |\tilde{\mathcal{B}}_{\epsilon_{ij}k}(\omega)|^2$ . In fact, including the first column, corresponding to the padded identity matrix  $C_0^c$ , in the filter function removes the DCG character of  $F_{\epsilon_{12}}(\omega)$  and  $F_{\epsilon_{34}}(\omega)$ , which instead approach a constant level of around 20 (note that the filter function is dimensionless in our units) at zero frequency. This is consistent with the fact that the gates were optimized using quasistatic and fast white noise contributions to the fidelity after mapping to the closest unitary on the computational subspace. We have performed MC resimulations that support this reading. In Fig. 7 we show the FFs once including and once excluding the contributions from  $C_0^c$ .

### APPENDIX C: GRAPE-OPTIMIZED GATE SET FOR QFT

For completeness, in this Appendix we give details on the GRAPE-optimized pulses for the gate set  $\mathbb{G} = \{X_i(\pi/2), Y_i(\pi/2), \text{CR}_{ij}(\pi/2^3)\}$  used in Sec. V D to simulate a QFT algorithm. As mentioned in the main text, we consider a toy Rabi driving model with IQ single-qubit control and exchange to mediate interqubit coupling. Cast in the language of quantum optimal control theory, this translates to a vanishing drift (static) Hamiltonian,  $H_d = 0$ , and a control Hamiltonian in the rotating frame given by

$$H_c(t) = H_c^{(0)}(t) \otimes \mathbb{1} + \mathbb{1} \otimes H_c^{(1)}(t) + H_c^{(01)}(t), \quad (\text{C1})$$

$$H_c^{(i)}(t) = I_i(t)\sigma_x^{(i)} + Q_i(t)\sigma_y^{(i)}, \quad H_c^{(ij)}(t) = J_{ij}(t)\sigma_z^{(i)} \otimes \sigma_z^{(j)}, \quad (\text{C2})$$

where  $I_i(t)$  and  $Q_i(t)$  are the in-phase and quadrature pulse envelopes and  $\sigma_{x,y}^{(i)}$  are the Pauli matrices acting on the  $i$ th and extended trivially to the other qubit. As our goal is only of illustrative nature and not to provide a detailed gate optimization, we obtain the controls  $\{I_0(t), Q_0(t), I_1(t), Q_1(t), J_{12}(t)\}$  for the gate set  $\mathbb{G}$  using the GRAPE algorithm implemented in QuTiP [42] initialized with randomly distributed amplitudes. The resulting pulses and the corresponding FFs for the relevant noise operators are shown in Fig. 8.

### APPENDIX D: CONVERGENCE BOUNDS

In this Appendix we give bounds for the convergence of the expansions employed in the main text for the case of purely autocorrelated noise,  $S_{\alpha\beta}(\omega) = \delta_{\alpha\beta} S_{\alpha\beta}(\omega) = S_{\alpha}(\omega)$ , following the approach by Green *et al.* [29]. For Gaussian noise, our expansion is exact when including first- and second-order Magnus expansion (ME) terms. Hence, the convergence radius of the ME becomes infinite and the fidelity can be computed exactly by evaluating the matrix exponential Eq. (11). For non-Gaussian noise, the following considerations apply.



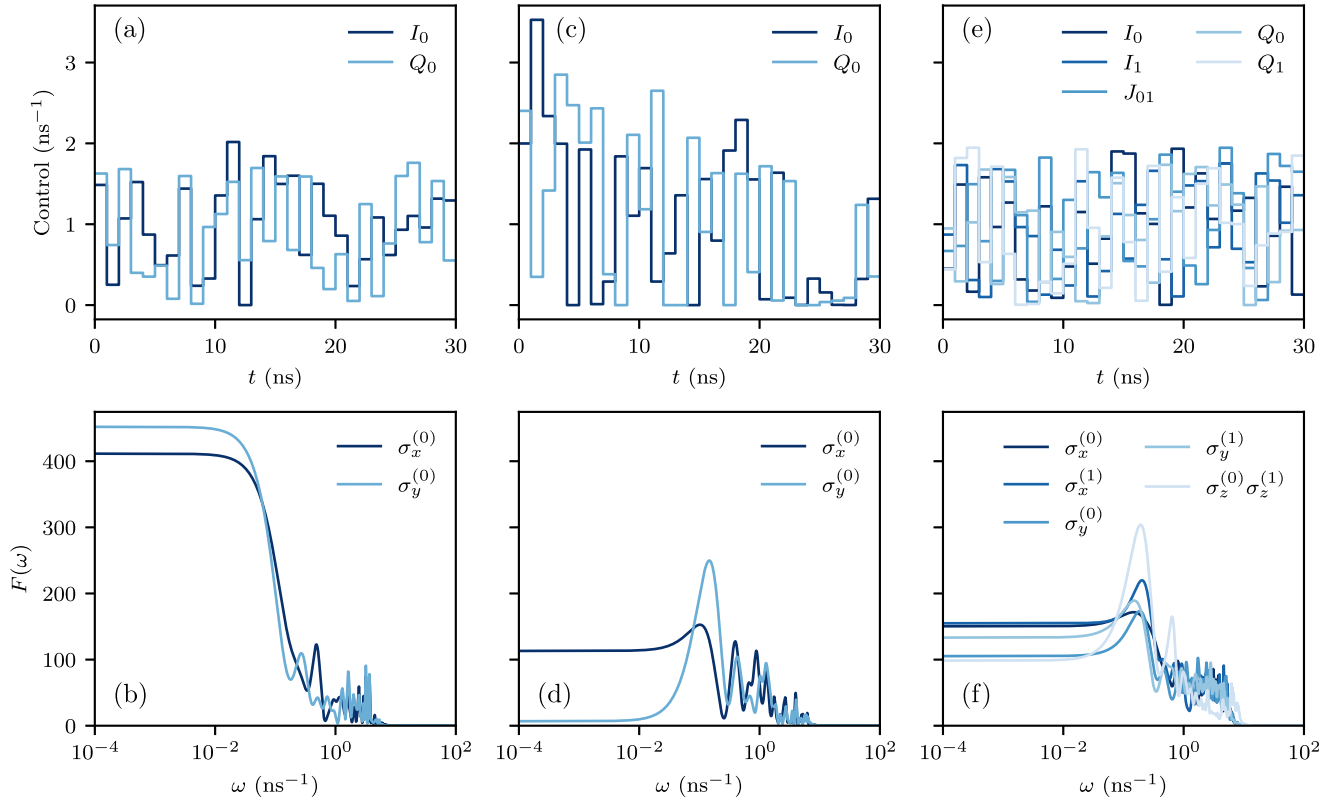


FIG. 8. Control fields (top row) and corresponding FFs (bottom row) of the GRAPE-optimized pulses in  $\mathbb{G}$ . (a, b)  $X_0(\pi/2)$ ; (c, d)  $Y_0(\pi/2)$ ; (e, f)  $CR_{01}(\pi/2^3)$ . Note that the optimization is neither very sophisticated nor realistic as the algorithm only maximizes the systematic (coherent) fidelity  $\text{tr}(UQ_{\text{targ}}^\dagger)/d$  and the randomly distributed initial control amplitudes are not subject to any constraints.

### 1. Magnus expansion

The ME of the error propagator Eq. (8a) converges if  $\int_0^\tau dt \|\tilde{H}_n(t)\| < \pi$  with  $\|A\|^2 = \langle A, A \rangle = \sum_{ij} |A_{ij}|^2$  the Frobenius norm [57]. We assume a time dependence of the noise operators of the form  $B_\alpha(t) = s_\alpha(t)B_\alpha$ . By the Cauchy-Schwarz inequality we then have

$$\begin{aligned} \|\tilde{H}_n(t)\|^2 &= \|H_n(t)\|^2 \\ &= \sum_{\alpha\beta} s_\alpha(t)s_\beta(t)b_\alpha(t)b_\beta(t)\langle B_\alpha, B_\beta \rangle \\ &\leq \sum_{\alpha\beta} s_\alpha(t)s_\beta(t)b_\alpha(t)b_\beta(t)\|B_\alpha\|\|B_\beta\| \\ &\leq \left[ \sum_{\alpha} \sum_{g=1}^G \vartheta^{(g)}(t)s_\alpha^{(g)}b_\alpha^{(m)}\|B_\alpha\| \right]^2, \end{aligned} \quad (\text{D1})$$

where  $b_\alpha^{(m)}$  is the maximum value that the noise assumes during the pulse,  $\vartheta^{(g)}(t) = \Theta(t - t_{g-1}) - \Theta(t - t_g)$  is one during the  $g$ th time interval and zero else, and where we approximated the time evolution as piecewise constant. Then, in order to guarantee convergence of the ME,

$$\begin{aligned} \int_0^\tau dt \|\tilde{H}_n(t)\| &\leq \int_0^\tau dt \left| \sum_{\alpha} \sum_{g=1}^G \vartheta^{(g)}(t)s_\alpha^{(g)}b_\alpha^{(m)}\|B_\alpha\| \right| \\ &= \sum_{\alpha} b_\alpha^{(m)}\|B_\alpha\| \sum_{g=1}^G s_\alpha^{(g)} \int_{t_{g-1}}^{t_g} dt \end{aligned}$$

$$\begin{aligned} &= \sum_{\alpha} C_m \delta b_\alpha \|B_\alpha\| \sum_{g=1}^G s_\alpha^{(g)} \Delta t_g \\ &=: N, \end{aligned} \quad (\text{D2})$$

where we have expressed the in principle unknown maximum noise amplitude  $b_\alpha^{(m)}$  in terms of the root-mean-square value  $\delta b_\alpha$ . That is,  $b_\alpha^{(m)} = C_m \langle b_\alpha(0)^2 \rangle^{1/2} = C_m \delta b_\alpha$  for a sufficiently large value  $C_m$ . Finally, realizing that  $\delta b_\alpha^2 = \int \frac{d\omega}{2\pi} S_\alpha(\omega)$  and by the triangle inequality,

$$\begin{aligned} N &= C_m \sum_{\alpha} \|B_\alpha\| \left[ \int_{-\infty}^{\infty} \frac{d\omega}{2\pi} S_\alpha(\omega) \right]^{1/2} \sum_{g=1}^G s_\alpha^{(g)} \Delta t_g \\ &\leq C_m \left[ \sum_{\alpha} \|B_\alpha\|^2 \int_{-\infty}^{\infty} \frac{d\omega}{2\pi} S_\alpha(\omega) \left( \sum_{g=1}^G s_\alpha^{(g)} \Delta t_g \right)^2 \right]^{1/2} \\ &=: C_m \xi \\ &\stackrel{!}{<} \pi, \end{aligned} \quad (\text{D3})$$

where we have introduced the parameter  $\xi$ . Thus, the expansion converges if  $\xi < \pi/C_m$ . However, we note that in practice the rms noise amplitude  $\delta b_\alpha$  will often be infinite, limiting the usefulness of this bound for certain noise spectra.

## 2. Infidelity

Again assuming a time dependence  $B_\alpha(t) = s_\alpha(t)B_\alpha$  as well as piecewise constant control, we note that for the infidelity we have [cf. Eq. (45)]

$$\begin{aligned}
 |\text{tr}(\Gamma)| &= \left| \sum_\alpha \int_0^\tau dt_2 \int_0^\tau dt_1 \langle b_\alpha(t_1) b_\alpha(t_2) \rangle \sum_k \tilde{B}_{\alpha k}(t_1) \tilde{B}_{\alpha k}(t_2) \right| \\
 &\leq \left| \sum_\alpha \int_0^\tau dt_2 \int_0^\tau dt_1 \langle b_\alpha(t_1) b_\alpha(t_2) \rangle \sum_{g,g'=1}^G \vartheta^{(g)}(t_1) \vartheta^{(g')}(t_2) s_\alpha^{(g)} s_\alpha^{(g')} \|B_\alpha\|^2 \right| \\
 &\leq \sum_\alpha \|B_\alpha\|^2 \underbrace{\langle b_\alpha^2(0) \rangle}_{\int \frac{d\omega}{2\pi} S_\alpha(\omega)} \sum_{g,g'=1}^G s_\alpha^{(g)} s_\alpha^{(g')} \left| \int_{t_{g-1}}^{t_g} dt_2 \int_{t_{g-1}}^{t_g} dt_1 \underbrace{\langle b_\alpha(t_1) b_\alpha(t_2) \rangle}_{|\cdot| \leq 1} \right| \\
 &\leq \sum_\alpha \left[ \|B_\alpha\|^2 \int_{-\infty}^{\infty} \frac{d\omega}{2\pi} S_\alpha(\omega) \left( \sum_{g=1}^G s_\alpha^{(g)} \Delta t_g \right)^2 \right] \\
 &= \xi^2,
 \end{aligned} \tag{D4}$$

where, going from the second to the third line, we have factored out the total power of noise source  $\alpha$  from the cross-correlation function,  $\langle b_\alpha(t_1) b_\alpha(t_2) \rangle = \langle b_\alpha^2(0) \rangle |\langle b_\alpha(t_1) b_\alpha(t_2) \rangle|$ . Thus, the first-order infidelity Eq. (45) is upper bounded by  $\xi^2/d$ , the same parameter also bounding the convergence of the ME, and higher orders can be neglected if  $\xi^2 \ll 1$ .

Note that similar arguments can be made for the higher orders of the ME [29]. In particular, the  $n$ th order ME term containing  $n$ -point correlation functions of the noise is of order  $O(\xi^n)$  as stated in the main text.

- 
- [1] D. P. DiVincenzo, Two-bit gates are universal for quantum computation, *Phys. Rev. A* **51**, 1015 (1995).
  - [2] G. Lindblad, On the generators of quantum dynamical semi-groups, *Commun. Math. Phys.* **48**, 119 (1976).
  - [3] M. Brownnutt, M. Kumph, P. Rabl, and R. Blatt, Ion-trap measurements of electric-field noise near surfaces, *Rev. Mod. Phys.* **87**, 1419 (2015).
  - [4] P. Kumar, S. Sendelbach, M. A. Beck, J. W. Freeland, Zhe Wang, Hui Wang, C. C. Yu, R. Q. Wu, D. P. Pappas, and R. McDermott, Origin and Reduction of  $1/f$  Magnetic Flux Noise in Superconducting Devices, *Phys. Rev. Appl.* **6**, 041001(R) (2016).
  - [5] J. Yoneda, K. Takeda, T. Otsuka, T. Nakajima, M. R. Delbecq, G. Allison, T. Honda, T. Kodera, S. Oda, Y. Hoshii, N. Usami, K. M. Itoh, and S. Tarucha, A quantum-dot spin qubit with coherence limited by charge noise and fidelity higher than 99.9%, *Nat. Nanotechnol.* **13**, 102 (2018).
  - [6] E. Paladino, Y. M. Galperin, G. Falci, and B. L. Altshuler,  $1/f$  noise: Implications for solid-state quantum information, *Rev. Mod. Phys.* **86**, 361 (2014).
  - [7] H. K. Ng and J. Preskill, Fault-tolerant quantum computation versus Gaussian noise, *Phys. Rev. A* **79**, 032318 (2009).
  - [8] M. Veldhorst, J. C. C. Hwang, C. H. Yang, A. W. Leenstra, B. de Ronde, J. P. Dehollain, J. T. Muhonen, F. E. Hudson, K. M. Itoh, A. Morello, and A. S. Dzurak, An addressable quantum dot qubit with fault-tolerant control-fidelity, *Nat. Nanotechnol.* **9**, 981 (2014).
  - [9] S. Debnath, N. M. Linke, C. Figgatt, K. A. Landsman, K. Wright, and C. Monroe, Demonstration of a small programmable quantum computer with atomic qubits, *Nature (London)* **536**, 63 (2016).
  - [10] O. E. Dial, M. D. Shulman, S. P. Harvey, H. Bluhm, V. Umansky, and A. Yacoby, Charge Noise Spectroscopy Using Coherent Exchange Oscillations in a Singlet-Triplet Qubit, *Phys. Rev. Lett.* **110**, 146804 (2013).
  - [11] C. M. Quintana, Yu Chen, D. Sank, A. G. Petukhov, T. C. White, D. Kafri, B. Chiaro, A. Megrant, R. Barends, B. Campbell, Z. Chen, A. Dunsworth, A. G. Fowler, R. Graff, E. Jeffrey, J. Kelly, E. Lucero, J. Y. Mutus, M. Neeley, C. Neill *et al.*, Observation of Classical-Quantum Crossover of  $1/f$  Flux Noise and Its Paramagnetic Temperature Dependence, *Phys. Rev. Lett.* **118**, 057702 (2017).
  - [12] F. K. Malinowski, F. Martins, Ł. Cywiński, M. S. Rudner, P. D. Nissen, S. Fallahi, G. C. Gardner, M. J. Manfra, C. M. Marcus, and F. Kuemmeth, Spectrum of the Nuclear Environment for GaAs Spin Qubits, *Phys. Rev. Lett.* **118**, 177702 (2017).
  - [13] R. Barends, J. Kelly, A. Megrant, A. Veitia, D. Sank, E. Jeffrey, T. C. White, J. Mutus, A. G. Fowler, B. Campbell, Y. Chen, Z. Chen, B. Chiaro, A. Dunsworth, C. Neill, P. O'Malley, P. Roushan, A. Vainsencher, J. Wenner, A. N. Korotkov *et al.*, Superconducting quantum circuits at the surface code threshold for fault tolerance, *Nature (London)* **508**, 500 (2014).
  - [14] R. Blume-Kohout, J. K. Gamble, E. Nielsen, K. Rudinger, J. Mizrahi, K. Fortier, and P. Maunz, Demonstration of qubit operations below a rigorous fault tolerance threshold with gate set tomography, *Nat. Commun.* **8**, 14485 (2017).
  - [15] K. Khodjasteh and L. Viola, Dynamically Error-Corrected Gates for Universal Quantum Computation, *Phys. Rev. Lett.* **102**, 080501 (2009).
  - [16] P. Cerfontaine, T. Hangleiter, and H. Bluhm, Filter functions for quantum processes under correlated noise, *Phys. Rev. Lett.* **127**, 170403 (2021).

- [17] A. G. Kofman and G. Kurizki, Universal Dynamical Control of Quantum Mechanical Decay: Modulation of the Coupling to the Continuum, *Phys. Rev. Lett.* **87**, 270405 (2001).
- [18] J. M. Martinis, S. Nam, J. Aumentado, K. M. Lang, and C. Urbina, Decoherence of a Superconducting Qubit Due to Bias Noise, *Phys. Rev. B* **67**, 094510 (2003).
- [19] G. S. Uhrig, Keeping a Quantum Bit Alive by Optimized  $\pi$ -Pulse Sequences, *Phys. Rev. Lett.* **98**, 100504 (2007).
- [20] Ł. Cywiński, R. M. Lutchyn, C. P. Nave, and S. Das Sarma, How to enhance dephasing time in superconducting qubits, *Phys. Rev. B* **77**, 174509 (2008).
- [21] G. A. Álvarez and D. Suter, Measuring the Spectrum of Colored Noise by Dynamical Decoupling, *Phys. Rev. Lett.* **107**, 230501 (2011).
- [22] J. Bylander, S. Gustavsson, F. Yan, F. Yoshihara, K. Harrabi, G. Fitch, D. G. Cory, Y. Nakamura, J.-S. Tsai, and W. D. Oliver, Noise spectroscopy through dynamical decoupling with a superconducting flux qubit, *Nat. Phys.* **7**, 565 (2011).
- [23] G. A. Paz-Silva, L. M. Norris, and L. Viola, Multiqubit spectroscopy of Gaussian quantum noise, *Phys. Rev. A* **95**, 022121 (2017).
- [24] M. J. Biercuk, H. Uys, A. P. VanDevender, N. Shiga, W. M. Itano, and J. J. Bollinger, Optimized dynamical decoupling in a model quantum memory, *Nature (London)* **458**, 996 (2009).
- [25] H. Uys, M. J. Biercuk, and J. J. Bollinger, Optimized Noise Filtration Through Dynamical Decoupling, *Phys. Rev. Lett.* **103**, 040501 (2009).
- [26] A. Soare, H. Ball, D. Hayes, J. Sastrawan, M. C. Jarratt, J. J. McLoughlin, X. Zhen, T. J. Green, and M. J. Biercuk, Experimental noise filtering by quantum control, *Nat. Phys.* **10**, 825 (2014).
- [27] F. K. Malinowski, F. Martins, P. D. Nissen, E. Barnes, Ł. Cywiński, M. S. Rudner, S. Fallahi, G. C. Gardner, M. J. Manfra, C. M. Marcus, and F. Kuemmeth, Notch filtering the nuclear environment of a spin qubit, *Nat. Nanotechnol.* **12**, 16 (2016).
- [28] T. Green, H. Uys, and M. J. Biercuk, High-Order Noise Filtering in Nontrivial Quantum Logic Gates, *Phys. Rev. Lett.* **109**, 020501 (2012).
- [29] T. J. Green, J. Sastrawan, H. Uys, and M. J. Biercuk, Arbitrary quantum control of qubits in the presence of universal noise, *New J. Phys.* **15**, 095004 (2013).
- [30] U. Güngördü and J. P. Kestner, Pulse sequence designed for robust C-phase gates in SiMOS and Si/SiGe double quantum dots, *Phys. Rev. B* **98**, 165301 (2018).
- [31] H. Ball, M. J. Biercuk, A. Carvalho, J. Chen, M. Hush, Leonardo A. De Castro, Li Li, P. J. Liebermann, H. J. Slatyer, C. Edmunds, V. Frey, C. Hempel, and A. Milne, Software tools for quantum control: Improving quantum computer performance through noise and error suppression, *arXiv:2001.04060*.
- [32] W. Magnus, On the exponential solution of differential equations for a linear operator, *Commun. Pure Appl. Math.* **7**, 649 (1954).
- [33] S. Blanes, F. Casas, J.A. Oteo, and J. Ros, The Magnus expansion and some of its applications, *Phys. Rep.* **470**, 151 (2009).
- [34] G. A. Paz-Silva and L. Viola, General Transfer-Function Approach to Noise Filtering in Open-Loop Quantum Control, *Phys. Rev. Lett.* **113**, 250501 (2014).
- [35] J. Clausen, G. Binsky, and G. Kurizki, Bath-Optimized Minimal-Energy Protection of Quantum Operations from Decoherence, *Phys. Rev. Lett.* **104**, 040401 (2010).
- [36] C. Kabytayev, T. J. Green, K. Khodjasteh, M. J. Biercuk, L. Viola, and K. R. Brown, Robustness of composite pulses to time-dependent control noise, *Phys. Rev. A* **90**, 012316 (2014).
- [37] H. Ball, T. M. Stace, S. T. Flammia, and M. J. Biercuk, Effect of noise correlations on randomized benchmarking, *Phys. Rev. A* **93**, 022303 (2016).
- [38] J. P. G. van Dijk, E. Kawakami, R. N. Schouten, M. Veldhorst, L. M. K. Vandersypen, M. Babaie, E. Charbon, and F. Sebastiano, Impact of Classical Control Electronics on Qubit Fidelity, *Phys. Rev. Appl.* **12**, 044054 (2019).
- [39] R. Kubo, Generalized cumulant expansion method, *J. Phys. Soc. Jpn.* **17**, 1100 (1962).
- [40] R. Kubo, Stochastic Liouville equations, *J. Math. Phys.* **4**, 174 (1963).
- [41] T. Hangleiter, I. Nha Minh Le, and J. D. Teske, filter\_functions: A package for efficient numerical calculation of generalized filter functions to describe the effect of noise on quantum gate operations (2021), available at [https://github.com/qutech/filter\\_functions/](https://github.com/qutech/filter_functions/).
- [42] J. R. Johansson, P. D. Nation, and F. Nori, QuTiP 2: A Python framework for the dynamics of open quantum systems, *Comput. Phys. Commun.* **184**, 1234 (2013).
- [43] J. D. Teske, P. Cerfontaine, and H. Bluhm, qopt: A qubit simulation and quantum optimal control package (unpublished).
- [44] K. Kraus, A. Böhm, J. D. Dollard, and W. H. Wootters, editors, *States, Effects, and Operations Fundamental Notions of Quantum Theory*, Lecture Notes in Physics (Springer, Berlin, 1983), Vol. 190.
- [45] M. A. Nielsen and I. L. Chuang, *Quantum Computation and Quantum Information: 10th Anniversary Edition*, 10th ed. (Cambridge University Press, Cambridge, 2011).
- [46] I. L. Chuang and M. A. Nielsen, Prescription for experimental determination of the dynamics of a quantum black box, *J. Mod. Opt.* **44**, 2455 (1997).
- [47] J. F. Poyatos, J. I. Cirac, and P. Zoller, Complete Characterization of a Quantum Process: The Two-Bit Quantum Gate, *Phys. Rev. Lett.* **78**, 390 (1997).
- [48] R. Blume-Kohout, J. K. Gamble, E. Nielsen, J. Mizrahi, J. D. Sterk, and P. Maunz, Robust, self-consistent, closed-form tomography of quantum logic gates on a trapped ion qubit, *arXiv:1310.4492*.
- [49] D. Greenbaum, Introduction to quantum gate set tomography, *arXiv:1509.02921*.
- [50] E. Magesan, J. M. Gambetta, B. R. Johnson, C. A. Ryan, J. M. Chow, S. T. Merkel, M. P. da Silva, G. A. Keefe, M. B. Rothwell, T. A. Ohki, M. B. Ketchen, and M. Steffen, Efficient Measurement of Quantum Gate Error by Interleaved Randomized Benchmarking, *Phys. Rev. Lett.* **109**, 080505 (2012).
- [51] S. Kimmel, M. P. da Silva, C. A. Ryan, B. R. Johnson, and T. Ohki, Robust Extraction of Tomographic Information Via Randomized Benchmarking, *Phys. Rev. X* **4**, 011050 (2014).
- [52] Y. Nambu and K. Nakamura, On the matrix representation of quantum operations, *arXiv:quant-ph/0504091*.
- [53] U. Fano, Description of states in quantum mechanics by density matrix and operator techniques, *Rev. Mod. Phys.* **29**, 74 (1957).

- [54] Y.-C. Yang, S. N. Coppersmith, and M. Friesen, Achieving high-fidelity single-qubit gates in a strongly driven charge qubit with  $1/f$  charge noise, *npj Quantum Inf.* **5**, 12 (2019).
- [55] The identity commutes with the control Hamiltonian at all times and hence does not generate any evolution in the interaction picture in which we work later [cf. Eq. (13)].
- [56] The same argument forms the basis for the perturbative approach for non-Gaussian noise.
- [57] P. C. Moan, J. A. Oteo, and J. Ros, On the existence of the exponential solution of linear differential systems, *J. Phys. A: Math. Gen.* **32**, 5133 (1999).
- [58] F. Beaudoin and W. A. Coish, Microscopic models for charge-noise-induced dephasing of solid-state qubits, *Phys. Rev. B* **91**, 165432 (2015).
- [59] K. Willick, D. K. Park, and J. Baugh, Efficient continuous-wave noise spectroscopy beyond weak coupling, *Phys. Rev. A* **98**, 013414 (2018).
- [60] The ensemble average represents the expectation value over identical repetitions of an operation in an experiment. It can be taken to be a spatial ensemble of many identical systems, e.g., an NMR system, or, for ergodic systems, a time ensemble of a single system under stationary noise as would be the case, e.g., for a single spin measured repeatedly.
- [61] P. Szańkowski, G. Ramon, J. Krzywdą, D. Kwiatkowski, and Ł. Cywiński, Environmental noise spectroscopy with qubits subjected to dynamical decoupling, *J. Phys.: Condens. Matter* **29**, 333001 (2017).
- [62] In the Liouville representation, the first term is an antisymmetric matrix that generates a rotation and the second a symmetric matrix that generates a deformation of the generalized,  $d^2 - 1$ -dimensional Bloch sphere.
- [63] P. Cerfontaine, R. Otten, and H. Bluhm, Self-consistent calibration of quantum-gate sets, *Phys. Rev. Appl.* **13**, 044071 (2020).
- [64] S. Kimmel, G. H. Low, and T. J. Yoder, Robust calibration of a universal single-qubit gate set via robust phase estimation, *Phys. Rev. A* **92**, 062315 (2015).
- [65] M. Byrd and D. Lidar, Bang-bang operations from a geometric perspective, *Quantum Inf. Process.* **1**, 19 (2002).
- [66] Note the similarity to the relationship of a transfer matrix with the  $\chi$ -matrix,  $\mathcal{E}_{ij} = \sum_{kl} \chi_{kl} T_{ikjl}$ , with  $\chi_{kl}$  defined by  $\mathcal{E}(\rho) = \sum_{kl} \chi_{kl} C_k \rho C_l$  or, in terms of the Kraus operators  $K_i$  of the quantum operation,  $\chi_{kl} = \sum_i \text{tr}(K_i C_k) \text{tr}(K_i^\dagger C_l) = [\sum_i |K_i\rangle\langle K_i|]_{kl}$  [49].
- [67] L. M. Norris, G. A. Paz-Silva, and L. Viola, Qubit Noise Spectroscopy for Non-Gaussian Dephasing Environments, *Phys. Rev. Lett.* **116**, 150503 (2016).
- [68] D. Loss and D. P. DiVincenzo, Quantum computation with quantum dots, *Phys. Rev. A* **57**, 120 (1998).
- [69] T. D. Ladd, F. Jelezko, R. Laflamme, Y. Nakamura, C. Monroe, and J. L. O'Brien, Quantum computing, *Nature (London)* **464**, 45 (2010).
- [70] J. M. Chow, J. M. Gambetta, A. D. Córcoles, S. T. Merkel, J. A. Smolin, C. Rigetti, S. Poletto, G. A. Keefe, M. B. Rothwell, J. R. Rozen, M. B. Ketchen, and M. Steffen, Universal Quantum Gate Set Approaching Fault-Tolerant Thresholds with Superconducting Qubits, *Phys. Rev. Lett.* **109**, 060501 (2012).
- [71] M. Horodecki, P. Horodecki, and R. Horodecki, General teleportation channel, singlet fraction, and quasidistillation, *Phys. Rev. A* **60**, 1888 (1999).
- [72] M. A. Nielsen, A simple formula for the average gate fidelity of a quantum dynamical operation, *Phys. Lett. A* **303**, 249 (2002).
- [73] J. J. Wallman and S. T. Flammia, Randomized benchmarking with confidence, *New J. Phys.* **16**, 103032 (2014).
- [74] J. Koch, T. M. Yu, J. Gambetta, A. A. Houck, D. I. Schuster, J. Majer, A. Blais, M. H. Devoret, S. M. Girvin, and R. J. Schoelkopf, Charge-insensitive qubit design derived from the Cooper pair box, *Phys. Rev. A* **76**, 042319 (2007).
- [75] J. R. Petta, A. C. Johnson, J. M. Taylor, E. A. Laird, A. Yacoby, M. D. Lukin, C. M. Marcus, M. P. Hanson, and A. C. Gossard, Coherent manipulation of coupled electron spins in semiconductor quantum dots, *Science* **309**, 2180 (2005).
- [76] C. J. Wood and J. M. Gambetta, Quantification and characterization of leakage errors, *Phys. Rev. A* **97**, 032306 (2018).
- [77] G. Kimura, The Bloch vector for  $N$ -level systems, *Phys. Lett. A* **314**, 339 (2003).
- [78] R. A. Bertlmann and P. Krammer, Bloch vectors for qudits, *J. Phys. A: Math. Theor.* **41**, 235303 (2008).
- [79] F. T. Hioe and J. H. Eberly,  $N$ -Level Coherence Vector and Higher Conservation Laws in Quantum Optics and Quantum Mechanics, *Phys. Rev. Lett.* **47**, 838 (1981).
- [80] D. Coppersmith and S. Winograd, Matrix multiplication via arithmetic progressions, *J. Symbolic Comput.* **9**, 251 (1990).
- [81] See Supplemental Material at <http://link.aps.org/supplemental/10.1103/PhysRevResearch.3.043047> for a current snapshot of the software package.
- [82] C. R. Harris, K. J. Millman, S. J. van der Walt, R. Gommers, P. Virtanen, D. Cournapeau, E. Wieser, J. Taylor, S. Berg, N. J. Smith, R. Kern, M. Picus, S. Hoyer, M. H. van Kerkwijk, T. E. Oliphant *et al.*, Array programming with NumPy, *Nature (London)* **585**, 357 (2020).
- [83] P. Virtanen, R. Gommers, T. E. Oliphant, M. Haberland, T. Reddy, D. Cournapeau, E. Burovski, P. Peterson, W. Weckesser, J. Bright, S. J. van der Walt, M. Brett, J. Wilson, K. J. Millman, N. Mayorov, and SciPy 1.0 Contributors, SciPy 1.0: Fundamental algorithms for scientific computing in Python, *Nature Methods* **17**, 261 (2020).
- [84] J. D. Hunter, Matplotlib: A 2D graphics environment, *Comput. Sci. Eng.* **9**, 90 (2007).
- [85] D. G. A. Smith and J. Gray, opt\_einsum—A Python package for optimizing contraction order for einsum-like expressions, *J. Open Source Softw.* **3**, 753 (2018).
- [86] <https://github.com/pydata/sparse/>.
- [87] <https://github.com/qutech/qopt/>.
- [88] Note that while the calculation of the frequency shifts  $\Delta$  is implemented, it should at time of publication be understood as preliminary and not thoroughly tested.
- [89] E. L. Hahn, Spin echoes, *Phys. Rev.* **80**, 580 (1950).
- [90] I. Nha Minh Le, J. D. Teske, T. Hangleiter, P. Cerfontaine, and H. Bluhm, Analytic filter function derivatives for quantum optimal control, *arXiv:2103.09126*.
- [91] S. Humpohl, L. Prediger, L. Lankes, A. Willmes, P. Cerfontaine, P. Bethke, E. Kammerloher, L. Schreiber, S. Meyer, B. Rump, and H. Bluhm, qutech/qupulse (2021), available at <https://github.com/qutech/qupulse/>.



- [92] S. Humpohl, L. Prediger, L. Lankes, A. Willmes, P. Cerfontaine, P. Bethke, E. Kammerloher, L. Schreiber, S. Meyer, B. Rumpe, and H. Bluhm, qupulse: A quantum computing pulse parametrization & sequencing framework (unpublished).
- [93] T. Kluyver, B. Ragan-kelley, F. Pérez, B. Granger, M. Bussonnier, J. Frederic, K. Kelley, J. Hamrick, J. Grout, S. Corlay, P. Ivanov, D. Avila, S. Abdalla, and C. Willing, Jupyter Notebooks—A publishing format for reproducible computational workflows, in *Positioning and Power in Academic Publishing: Players, Agents and Agendas*, edited by F. Loizides and B. Schmidt (IOS Press BV, Amsterdam, 2016), pp. 87–90.
- [94] P. Cerfontaine, R. Otten, M. A. Wolfe, P. Bethke, and H. Bluhm, High-fidelity gate set for exchange-coupled singlet-triplet qubits, *Phys. Rev. B* **101**, 155311 (2020).
- [95] A. Wallraff, D. I. Schuster, A. Blais, L. Frunzio, R. S. Huang, J. Majer, S. Kumar, S. M. Girvin, and R. J. Schoelkopf, Strong coupling of a single photon to a superconducting qubit using circuit quantum electrodynamics, *Nature (London)* **431**, 162 (2004).
- [96] E. T. Jaynes and F. W. Cummings, Comparison of quantum and semiclassical radiation theories with application to the beam maser, *Proc. IEEE* **51**, 89 (1963).
- [97] C. Gerry, P. Knight, and P. L. Knight, *Introductory Quantum Optics* (Cambridge University Press, Cambridge, 2005).
- [98] F. Yan, S. Gustavsson, J. Bylander, X. Jin, F. Yoshihara, D. G. Cory, Y. Nakamura, T. P. Orlando, and W. D. Oliver, Rotating-frame relaxation as a noise spectrum analyser of a superconducting qubit undergoing driven evolution, *Nat. Commun.* **4**, 2337 (2013).
- [99] D. M. Zajac, A. J. Sigillito, M. Russ, F. Borjans, J. M. Taylor, G. Burkard, and J. R. Petta, Resonantly driven CNOT gate for electron spins, *Science* **359**, 439 (2018).
- [100] J. J. Pla, K. Y. Tan, J. P. Dehollain, W. H. Lim, J. J. L. Morton, D. N. Jamieson, A. S. Dzurak, and A. Morello, A single-atom electron spin qubit in silicon, *Nature (London)* **489**, 541 (2012).
- [101] C. Deng, J.-L. Orgiazzi, F. Shen, S. Ashhab, and A. Lupascu, Observation of Floquet States in a Strongly Driven Artificial Atom, *Phys. Rev. Lett.* **115**, 133601 (2015).
- [102] E. Knill, D. Leibfried, R. Reichle, J. Britton, R. B. Blakestad, J. D. Jost, C. Langer, R. Ozeri, S. Seidelin, and D. J. Wineland, Randomized benchmarking of quantum gates, *Phys. Rev. A* **77**, 012307 (2008).
- [103] E. Magesan, J. M. Gambetta, and J. Emerson, Scalable and Robust Randomized Benchmarking of Quantum Processes, *Phys. Rev. Lett.* **106**, 180504 (2011).
- [104] The Clifford group is a subgroup of the special unitary group with the advantage that compositions are easy to compute and that averaging over all unitaries can under reasonable assumptions be replaced by averaging over all Cliffords. This makes the Clifford gates a convenient choice for benchmarking. For a nice, short introduction as well as further references, see [124].
- [105] J. M. Epstein, A. W. Cross, E. Magesan, and J. M. Gambetta, Investigating the limits of randomized benchmarking protocols, *Phys. Rev. A* **89**, 062321 (2014).
- [106] M. A. Fogarty, M. Veldhorst, R. Harper, C. H. Yang, S. D. Bartlett, S. T. Flammia, and A. S. Dzurak, Nonexponential fidelity decay in randomized benchmarking with low-frequency noise, *Phys. Rev. A* **92**, 022326 (2015).
- [107] G. Feng, J. J. Wallman, B. Buonacorsi, F. H. Cho, D. K. Park, T. Xin, D. Lu, J. Baugh, and R. Laflamme, Estimating the Coherence of Noise in Quantum Control of a Solid-State Qubit, *Phys. Rev. Lett.* **117**, 260501 (2016).
- [108] S. Mavadia, C. L. Edmunds, C. Hempel, H. Ball, F. Roy, T. M. Stace, and M. J. Biercuk, Experimental quantum verification in the presence of temporally correlated noise, *npj Quantum Inf.* **4**, 7 (2018).
- [109] C. L. Edmunds, C. Hempel, R. J. Harris, V. Frey, T. M. Stace, and M. J. Biercuk, Dynamically corrected gates suppressing spatiotemporal error correlations as measured by randomized benchmarking, *Phys. Rev. Res.* **2**, 013156 (2020).
- [110] P. Cerfontaine, T. Botzem, J. Ritzmann, S. S. Humpohl, A. Ludwig, D. Schuh, D. Bougeard, A. D. Wieck, and H. Bluhm, Closed-loop control of a GaAs-based singlet-triplet spin qubit with 99.5% gate fidelity and low leakage, *Nat. Commun.* **11**, 4144 (2020).
- [111] For a precise fidelity estimate, the infrared cutoff should be extended to  $f = 0$ . However, we are interested only in a qualitative picture and neglect this part of the spectrum here. At frequencies much smaller than  $\approx 1/\tau$  where  $\tau$  is the duration of the entire control operation, the filter function is constant, and we therefore do not disregard any interesting features by setting  $f_{\text{IR}} = 10^{-2}/\tau = 10^{-2}$ ,  $m_{\text{max}}\tau_{\text{max}}$ .
- [112] N. Khaneja, T. Reiss, C. Kehlet, T. Schulte-Herbrüggen, and S. J. Glaser, Optimal control of coupled spin dynamics: Design of NMR pulse sequences by gradient ascent algorithms, *J. Magn. Reson.* **172**, 296 (2005).
- [113] T. Schulte-Herbrüggen, A. Spörl, N. Khaneja, and S. J. Glaser, Optimal control-based efficient synthesis of building blocks of quantum algorithms: A perspective from network complexity towards time complexity, *Phys. Rev. A* **72**, 042331 (2005).
- [114] T. Caneva, T. Calarco, and S. Montangero, Chopped random-basis quantum optimization, *Phys. Rev. A* **84**, 022326 (2011).
- [115] D. Coppersmith, An approximate Fourier transform useful in quantum factoring, *arXiv:quant-ph/0201067*.
- [116] P. W. Shor, Polynomial-time algorithms for prime factorization and discrete logarithms on a quantum computer, *SIAM J. Comput.* **26**, 1484 (1997).
- [117] T. Yuge, S. Sasaki, and Y. Hirayama, Measurement of the Noise Spectrum Using a Multiple-Pulse Sequence, *Phys. Rev. Lett.* **107**, 170504 (2011).
- [118] H.-P. Breuer and F. Petruccione, *The Theory of Open Quantum Systems* (Oxford University Press, Oxford, 2007), p. 656.
- [119] S. J. Devitt, W. J. Munro, and K. Nemoto, Quantum error correction for beginners, *Rep. Prog. Phys.* **76**, 076001 (2013).
- [120] H. K. Ng, D. A. Lidar, and J. Preskill, Combining dynamical decoupling with fault-tolerant quantum computation, *Phys. Rev. A* **84**, 012305 (2011).

- [121] N. H. Nickerson and B. J. Brown, Analysing correlated noise on the surface code using adaptive decoding algorithms, *Quantum* **3**, 131 (2019).
- [122] A. G. Kofman and G. Kurizki, Acceleration of quantum decay processes by frequent observations, *Nature (London)* **405**, 546 (2000).
- [123] A. Z. Chaudhry, A general framework for the quantum Zeno and anti-Zeno effects, *Sci. Rep.* **6**, 29497 (2016).
- [124] M. Ozols, Clifford group, Essays at University of Waterloo, Spring (2008), <http://home.lu.lv/~sd20008/papers/essays/Clifford%20group%20%5Bpaper%5D.pdf>.